



**MODEL**

E-Series	Model Description
i20	iX Sports Activity Vehicle

**SITUATION**

At speeds of approximately 70 Mph, the hood may appear to shake.

**CAUSE**


Improper adjustment of the hood.

**CORRECTION**

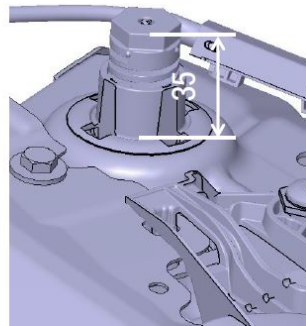
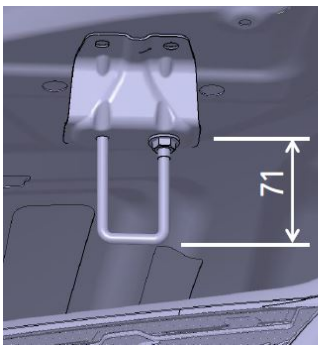
Inspect the hood adjustment and adjust if necessary.

**PROCEDURE**

Familiarize yourself with special instructions for opening and closing the hood. Refer to repair instructions REP 41 61 516 “Moving the hood to the service position”.



1. Above the headlights, gently pull upwards on the hood, then press down. If an audible clicking noise can be heard, continue to step 2. Otherwise, this bulletin does not apply.



2. Set the baseline adjustments of the striker and stop pads as shown to the left.

Striker- 71mm  
Stop pad- 35mm

3. Fine tune the adjustment of the striker by **shortening** the length by 2 turns of the adjustment nut.

4. Retest the vehicle to ensure proper adjustment.

## **PARTS INFORMATION**

Parts are not necessary.

## **CLAIM INFORMATION**

Covered under the terms of the BMW New Vehicle Limited Warranty for Passenger Cars and Light Trucks.

<b>Defect Code:</b>	<b>5123014100</b>	<b>Striker of engine compartment lid Poorly adapted/fitted</b>
---------------------	-------------------	--

Only one Main work flat rate labor operation code can be claimed per workshop visit.

<b>Labor Operation</b>	<b>Description</b>	<b>Labor Allowance</b>
51 23 004	Adjusting engine compartment lid catch (Main work)	Refer to AIR
Or:		
51 23 504	Adjusting engine compartment lid catch (Plus work – Vehicle is already in the workshop)	Refer to AIR

Refer to AIR for the corresponding flat rate unit (FRU) allowances.

Based on which one applies to your center, please refer to **SI B01 01 20** or **B01 07 20** for the applicable procedure for documenting, claiming, and explaining, on the RO and in the claim comments, your diagnosis work time (WT), job/repair work time (WT), and the vehicle repairs your center performed, unless otherwise required by State law.

## **QUESTIONS REGARDING THIS BULLETIN**

Technical inquiries	Submit feedback at the top of this bulletin
Warranty inquiries	Please contact the Warranty department by either using the Live Chat that's available in the Warranty Documentation Portal or through IDS by selecting Coverage, Policy, Coding Questions and Mileage Corrections
Parts inquiries	Submit an IDS ticket to the Parts Department