



Technical Service Bulletin

GROUP CAMPAIGN	NUMBER 22-01-037G
DATE APRIL, 2022	MODEL(S) G80 (RG3)

SUBJECT: REAR CORNER RADAR VARIANT CODING
(SERVICE CAMPAIGN T22G)

* IMPORTANT

*** Dealer Stock and Retail ***

Dealers must perform this Service Campaign on all affected vehicles prior to customer retail delivery and whenever an affected vehicle is in the shop for any maintenance or repair.

When a vehicle arrives at the Service Department, access the "Vehicle Information" screen via WEBDCS to identify open Campaigns.

Description: Certain 2022MY Genesis G80 (RG3) non-Sport vehicles may exhibit a condition where the Safe Exit Assist is not available in the Driver Assistance Setting.

This bulletin provides the service procedure to variant code the rear corner radar using the GDS to resolve the condition stated above.



Applicable Vehicles: Certain 2022 MY Genesis G80 (RG3) non-Sport vehicles.

Warranty Information:

MODEL	OP. CODE	OPERATION	OP. TIME	CAUSAL PART	NATURE CODE	CAUSE CODE
G80 (RG3)	10D212R0	REAR CORNER RADAR VARIANT CODING	0.3 M/H	99140-JI000	M34	ZZ3

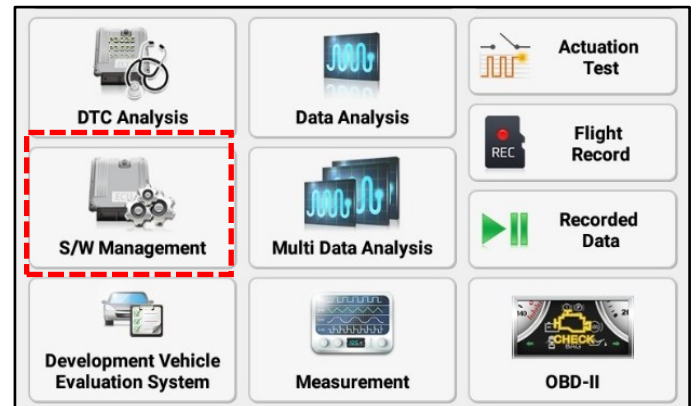
NOTE 1: Submit claim on Campaign Claim Entry screen.

NOTE 2: If a part that is not covered by this campaign is found in need of replacement while performing this Service Campaign and the affected part is still under warranty, submit a separate claim using the same repair order. If the affected part is out of warranty, submit a prior approval request for goodwill consideration prior to performing the work.

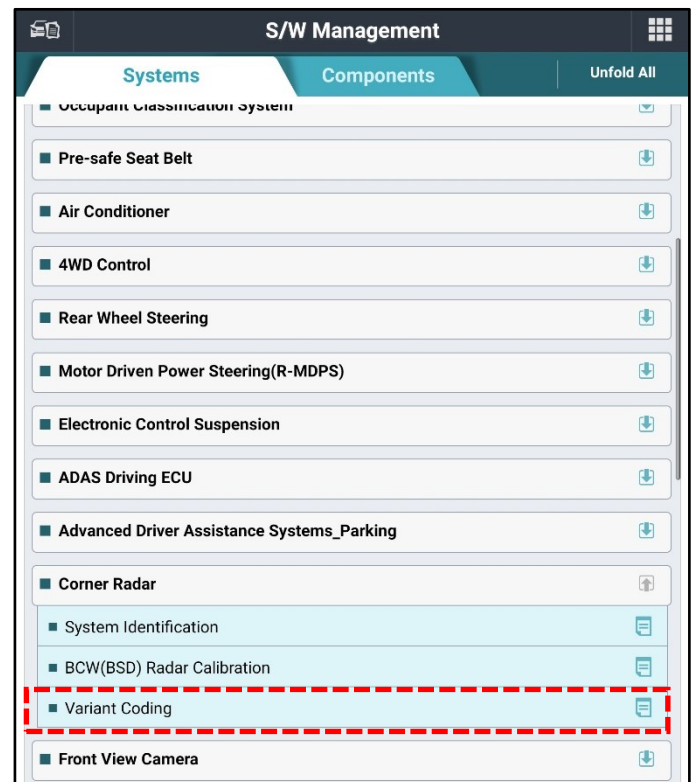
Service Procedure:

1. Connect/Pair the GDS to the vehicle.

Select "S/W Management".



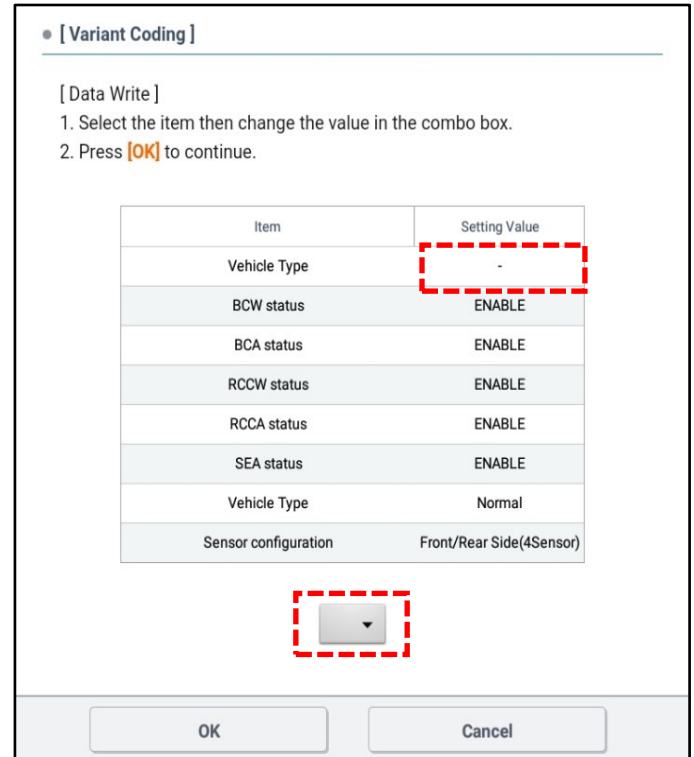
2. Scroll down the list to select "Corner Radar", and then select "Variant Coding".



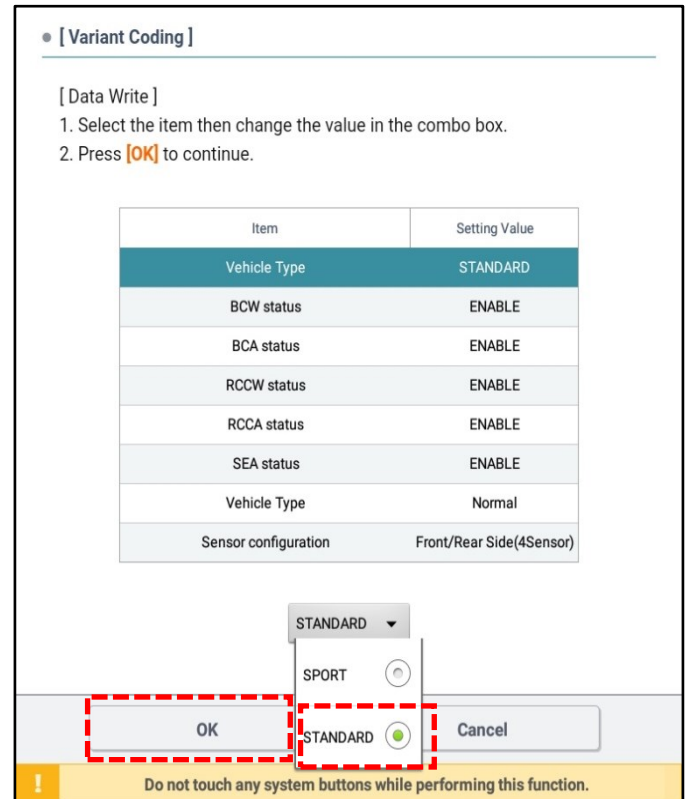
REAR CORNER RADAR VARIANT CODING
(SERVICE CAMPAIGN T22G)

SUBJECT:

3. Select “-“ in “Vehicle Type”, and then select the down arrow.



4. Select “STANDARD” and then select “OK”.



5. Turn the IGN OFF, wait 5 seconds, turn the IGN ON, and then select 'OK'.

Information

Test Complete !!!

Press **[OK]** button and then after Ig. key off, wait for 5 sec.

before next Ig. key on.

OK

6. Confirm "SAFE EXIT ASSIST" is shown in the driver assistance setup menu.

Press SETUP → Vehicle → Driver Assistance → Blind-Spot Safety

