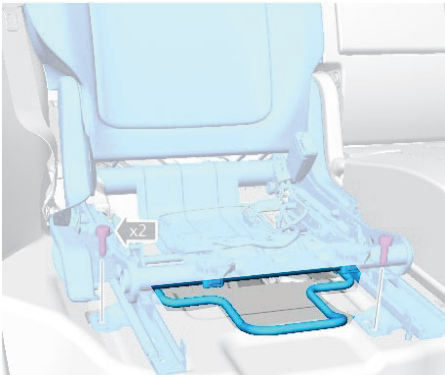











TECHNICAL TOPICS

BODY/CHASSIS



2 nd Row Seat Manual Adjustment Bar Service Kit	17MY-Onwards Discovery 20MY – Onwards Defender												
<p>Customer Voice:</p> <ul style="list-style-type: none"> A customer may report that the 2nd row seat manual adjustment bar has become loose or damaged. <p>Technical Description:</p> <ul style="list-style-type: none"> This may be caused by the seat adjustment bar being stepped on or some other excessive load applied. <p>Status:</p> <ul style="list-style-type: none"> A 2nd row seat manual adjustment bar service kit (part number LR154877) has been created to address these type of repairs. Please refer to the lower level assembly service parts to conduct repairs wherever possible. The service procedure has been added to the Workshop Manual, section 501-10: Seating > General Procedures > Forward/Rearward Adjustment Lever Repair – Second Row Seat. 	 <table border="1" data-bbox="1402 954 1892 1269"> <thead> <tr> <th>Picture</th> <th>Part Description</th> <th>Qty. Per Unit</th> </tr> </thead> <tbody> <tr> <td></td> <td>Slider (Ferrule Clip)</td> <td>4</td> </tr> <tr> <td></td> <td>Bush</td> <td>2</td> </tr> <tr> <td></td> <td>Hardstop Bracket</td> <td>2</td> </tr> </tbody> </table>	Picture	Part Description	Qty. Per Unit		Slider (Ferrule Clip)	4		Bush	2		Hardstop Bracket	2
Picture	Part Description	Qty. Per Unit											
	Slider (Ferrule Clip)	4											
	Bush	2											
	Hardstop Bracket	2											

