

# Service Alert

Mazda North American Operations  
Irvine, CA 92618-2922



<b>Subject:</b> <b>AUXILIARY KEY BLANK REPLACEMENT PROCEDURE IF ALL KEYS LOST (TEMPORARY PROCEDURE)</b>	<b>Service Alert No.:</b> SA-015/22
	<b>Last Issued :</b> 04/04/2022

## BULLETIN NOTES

This service alert supersedes the previously issued service alert listed below. The changes are noted in Red text.

Previous SAs:	Date(s) Issued:
SA-056/21	12/14/21

## APPLICABLE MODEL(S)/VINS


2023 Mazda CX-50

2022 Mazda3 (Japan built) produced 11/1/21 and later

2022 MX-30 produced 11/1/21 and later

## DESCRIPTION

If both auxiliary keys are lost, the key cutting machines cannot cut new replacement keys using the vehicle key code.


Auxiliary Key	
---------------	---

## REPAIR PROCEDURE

1. Replace the drivers door lock set according to the instructions on MGSS.

- CX-50 FRONT DOOR KEY CYLINDER REMOVAL/INSTALLATION
- Mazda3 (FRONT DOOR KEY CYLINDER REMOVAL/INSTALLATION)
- MX-30 (FRONT DOOR KEY CYLINDER REMOVAL/INSTALLATION)


**NOTE:** If the drivers door key cylinder is damage due to theft/accident, the drivers door lock set is not covered by warranty policy.

2. Contact Mazda Warranty via phone (800-727-6626 , option #3) M-F 7am - 4pm PT or by email ([warrantydept@mazdausa.com](mailto:warrantydept@mazdausa.com)) and provide the **VIN** and replacement door lock cylinder **KEY CODE** so that the new drivers door lock set key code can be updated in the eMDCS system.

Page 1 of 2

**CONSUMER NOTICE:** The information and instructions in this bulletin are intended for use by skilled technicians. Mazda technicians utilize the proper tools/ equipment and take training to correctly and safely maintain Mazda vehicles. These instructions should not be performed by "do-it-yourselfers." Customers should not assume this bulletin applies to their vehicle or that their vehicle will develop the described concern. To determine if the information applies, customers should contact their nearest authorized Mazda dealership. Mazda North American Operations reserves the right to alter the specifications and contents of this bulletin without obligation or advance notice. All rights reserved. No part of this bulletin may be reproduced in any form or by any means, electronic or mechanical---including photocopying and recording and the use of any kind of information storage and retrieval system ---without permission in writing.

## Replacement Drivers Door Lock Set, Key Code Locations



## PARTS INFORMATION

Model	Parts Number	Description	Qty.	Notes
Mazda3 - MX-30	BGY0-76-220	Key, Sub Set (L), Door	1	Front Door Key Cylinder Set
CX-50	VAY0-76-220	Key, Sub Set (L), Door	1	Front Door Key Cylinder Set

**CONSUMER NOTICE:** The information and instructions in this bulletin are intended for use by skilled technicians. Mazda technicians utilize the proper tools/ equipment and take training to correctly and safely maintain Mazda vehicles. These instructions should not be performed by "do-it-yourselfers." Customers should not assume this bulletin applies to their vehicle or that their vehicle will develop the described concern. To determine if the information applies, customers should contact their nearest authorized Mazda dealership. Mazda North American Operations reserves the right to alter the specifications and contents of this bulletin without obligation or advance notice. All rights reserved. No part of this bulletin may be reproduced in any form or by any means, electronic or mechanical---including photocopying and recording and the use of any kind of information storage and retrieval system ---without permission in writing.