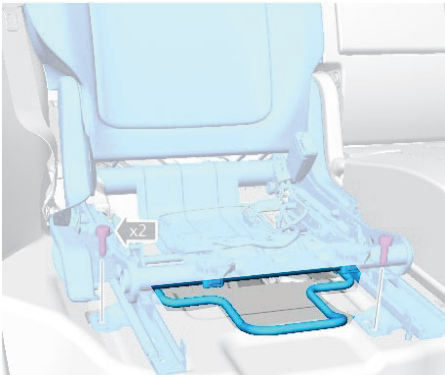











# TECHNICAL TOPICS

## BODY/CHASSIS



2 <sup>nd</sup> Row Seat Manual Adjustment Bar Service Kit	17MY-Onwards Discovery 20MY – Onwards Defender												
<p><b>Customer Voice:</b></p> <ul style="list-style-type: none"> <li>A customer may report that the 2<sup>nd</sup> row seat manual adjustment bar has become loose or damaged.</li> </ul> <p><b>Technical Description:</b></p> <ul style="list-style-type: none"> <li>This may be caused by the seat adjustment bar being stepped on or some other excessive load applied.</li> </ul> <p><b>Status:</b></p> <ul style="list-style-type: none"> <li>A 2<sup>nd</sup> row seat manual adjustment bar service kit (part number LR154877) has been created to address these type of repairs.</li> <li>Please refer to the lower level assembly service parts to conduct repairs wherever possible.</li> <li>The service procedure has been added to the Workshop Manual, section 501-10: Seating &gt; General Procedures &gt; Forward/Rearward Adjustment Lever Repair – Second Row Seat.</li> </ul>	 <table border="1" data-bbox="1402 954 1892 1269"> <thead> <tr> <th>Picture</th> <th>Part Description</th> <th>Qty. Per Unit</th> </tr> </thead> <tbody> <tr> <td></td> <td>Slider (Ferrule Clip)</td> <td>4</td> </tr> <tr> <td></td> <td>Bush</td> <td>2</td> </tr> <tr> <td></td> <td>Hardstop Bracket</td> <td>2</td> </tr> </tbody> </table>	Picture	Part Description	Qty. Per Unit		Slider (Ferrule Clip)	4		Bush	2		Hardstop Bracket	2
Picture	Part Description	Qty. Per Unit											
	Slider (Ferrule Clip)	4											
	Bush	2											
	Hardstop Bracket	2											

