



Service Bulletin

Bulletin No.: 22-NA-061

Date: March, 2022

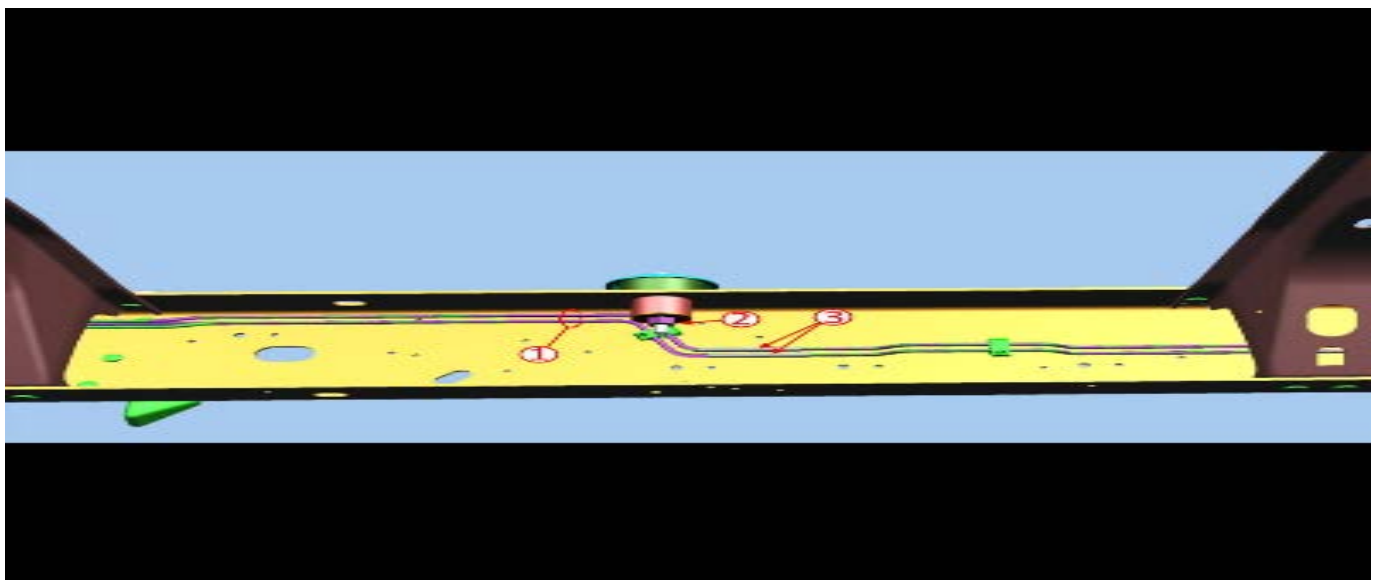
TECHNICAL

Subject: Fluid Leak In the Center of Vehicle on Drivers Side, Tapping/Knocking Noise on Turns

Brand:	Model:	Model Year:		VIN:		Engine:	Transmission:
		from	to	from	to		
Chevrolet	Express	2018	2019				
GMC	Savana						

Involved Region or Country	North America
Condition	<p>Some customers may comment on one or more of the following conditions:</p> <ul style="list-style-type: none"> • Fluid leak at the center of vehicle on the drivers side. • Tapping/knocking noise on turns. <p>Some technicians may find during vehicle inspection the rear brake lines coming into contact with the center body mount.</p>
Cause	<p>This condition may be caused by the rear brake lines coming into contact with the body mount.</p> <ul style="list-style-type: none"> • Due to variations in uplifter builds and body mounts used, clearances may vary.
Correction	<p>Note: When installing the pipe, maintain a clearance of 19 mm (3/4 in) from all moving or vibrating components.</p> <p>Replace brake pipe section with bulk pipe using the PNs listed below and follow the service procedure outlined in <i>Brake Pipe Replacement</i> in the Service Manual.</p> <p>Use updated routing provided in the Service Procedure.</p>


Service Procedure



6014580

Note: It may be required for the fuel tank to be removed to gain access to the brake lines.

1. Verify in the brake lines (1) are contacting the body mount (2).
2. Remove the brake pipe protective sleeves (3) and set aside.
3. From the bulk brake line, cut approximately 24 inches (61 cm) off.



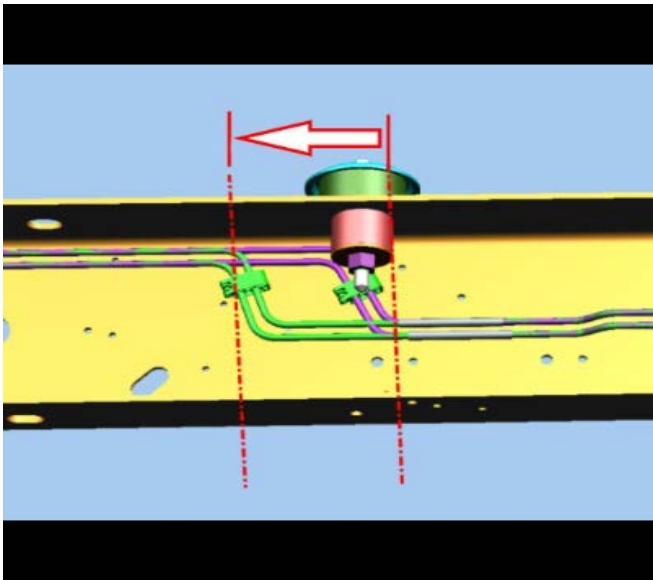
6014761

4. Using a pipe bender or equivalent, bend the tubing so that it matches the old tubing.



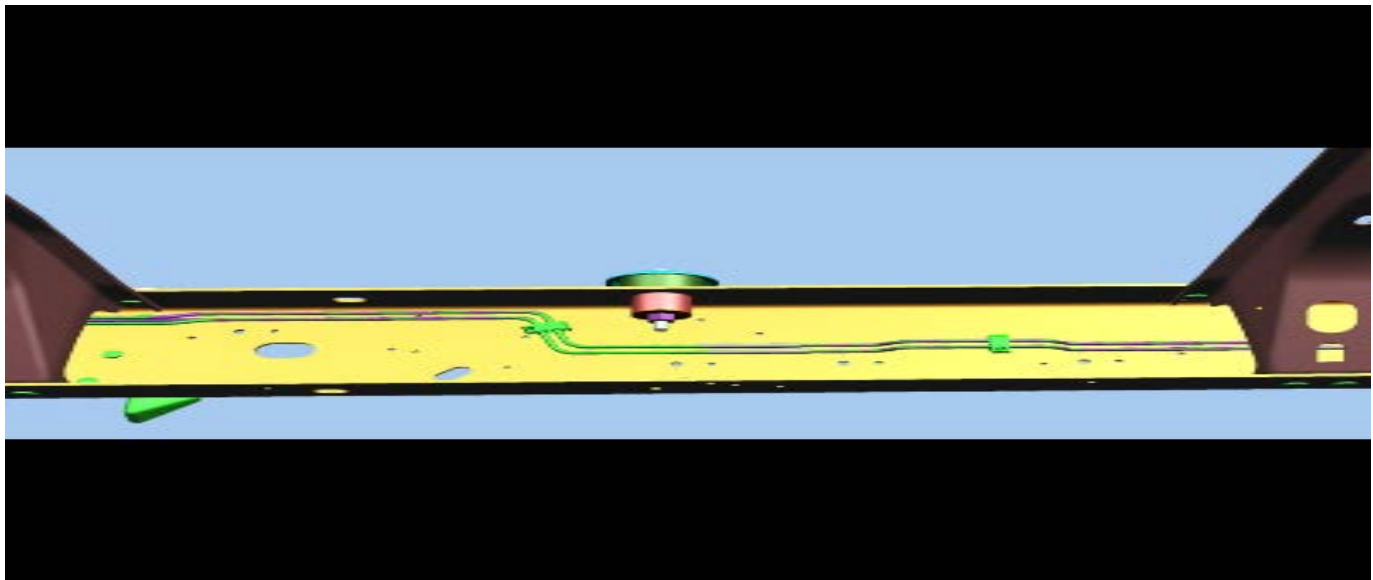
6014708

- If necessary, remove some of the protective coating before installing the pipe nut.



6014733

- 5. Move the lines rearward 92mm (3 5/8ths).
- 6. Mark the lines in location to where the new lines will join the old lines.



6014619

Once completed, the final result should have the line approximately 92 mm rearward from the mount.

Parts Information

Causal Part	Description	Part Number	Qty
N/A	PIPE, RR BRK INTER (W/COLLINS BUS OR OTHER NON-GM MOUNTS)	88936298	1
N/A	NUT, FRT BRK FRT PIPE	11562075	8
N/A	FLUID, BRK	19353126 U.S. (19353127 Canada)	As Required
N/A	UNION	-	\$6.00 (U.S. Material Allowance) \$9.00 (Canada Material Allowance)

Warranty Information

For vehicles repaired under warranty, use:

Labor Operation	Description	Labor Time
2440550	Brake Pipe Replacement	Use the Published Labor Operations Time

Version	1
Modified	Released March 21, 2022

GM bulletins are intended for use by professional technicians, NOT a "do-it-yourselfer". They are written to inform these technicians of conditions that may occur on some vehicles, or to provide information that could assist in the proper service of a vehicle. Properly trained technicians have the equipment, tools, safety instructions, and know-how to do a job properly and safely. If a condition is described, DO NOT assume that the bulletin applies to your vehicle, or that your vehicle will have that condition. See your GM dealer for information on whether your vehicle may benefit from the information.



WE SUPPORT VOLUNTARY
TECHNICIAN
CERTIFICATION