

Service Alert

Mazda North American Operations
Irvine, CA 92618-2922



Subject: DO NOT UPDATE BCM WITH MDARS ON MX-30	Service Alert No.: SA-003/22
	Last Issued : 03/11/2022

BULLETIN NOTES

This service alert supersedes the previously issued service alert listed below. The changes are noted in Red text.

Previous SAs:	Date(s) Issued:
SA-003/22	03/04/22, 02/09/22, 02/04/22 and 01/21/22

APPLICABLE MODEL(S)/VINS

2019-2021 Mazda3
2020-2021 CX-30
2022 MX-30

DESCRIPTION

Mazda3, CX-30	Prior to February 8, 2022, some vehicles may store DTC U0300:57 (Body control module (BCM) internal malfunction) and cannot be erased after a BCM replacement or MDARS BCM software update (NOT with BCM update for SSPC5 or 4621B using MDRT). This is caused by a BCM-VCM software error. Customers having this concern should have their vehicle repaired using the following repair procedure.
MX-30	Some MX-30 vehicles may store DTC U0300:57 (Body control module (BCM) internal malfunction) and cannot be erased after a BCM replacement or MDARS BCM software update. This is caused by a BCM-VCM software error. Mazda is aware of the issue and is working on a resolution. If there is an issue with this concern, Mazda recommends putting customer in a loaner vehicle at this time. <ul style="list-style-type: none">• DO NOT perform BCM software update with MDARS until further notice.• This SA will be updated with the newest repair information as it becomes available.

REPAIR PROCEDURE

1. Verify concern (DTC U0300:57 stored and cannot be erased after a BCM replacement or MDARS BCM software update before February 8, 2022).
2. Perform MDARS BCM software update (except MX-30).

Page 1 of 4

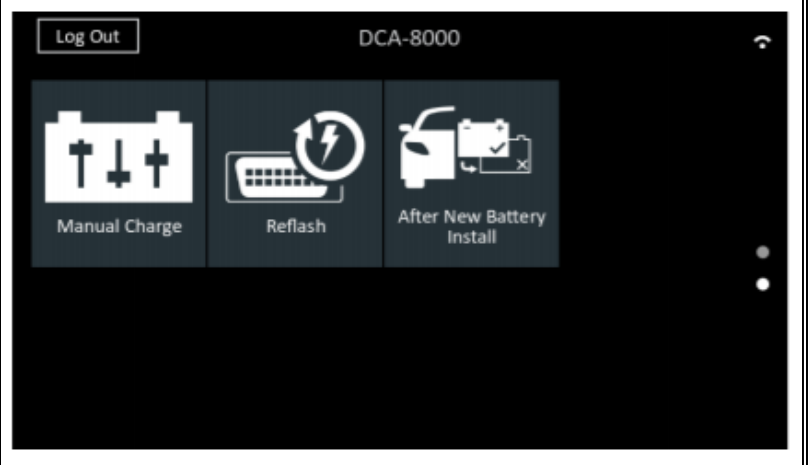
CONSUMER NOTICE: The information and instructions in this bulletin are intended for use by skilled technicians. Mazda technicians utilize the proper tools/ equipment and take training to correctly and safely maintain Mazda vehicles. These instructions should not be performed by "do-it-yourselfers." Customers should not assume this bulletin applies to their vehicle or that their vehicle will develop the described concern. To determine if the information applies, customers should contact their nearest authorized Mazda dealership. Mazda North American Operations reserves the right to alter the specifications and contents of this bulletin without obligation or advance notice. All rights reserved. No part of this bulletin may be reproduced in any form or by any means, electronic or mechanical--including photocopying and recording and the use of any kind of information storage and retrieval system ---without permission in writing.

MDARS BCM Software Update

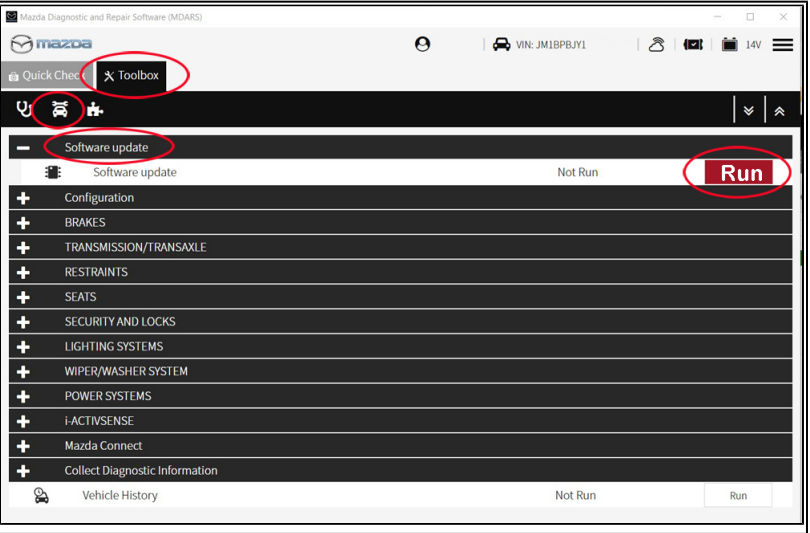
a. Set the DCA8000 to "Reflash" (PCM/module reflash) or "Manual Charge" (all other service).

NOTE:

- For Manual Mode, set Charge Value to "14.50 V" and Time Type to "CONTINUOUS".
- For additional information go to [SA-034/21](#).

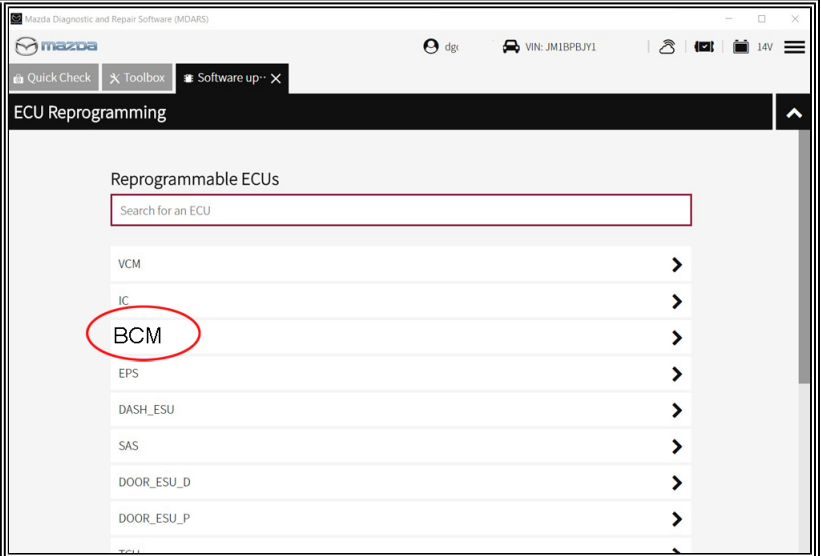


- b. Select Toolbox.
 c. Select Wrench mark icon.
 d. Select Software Update.
 e. Select Run.

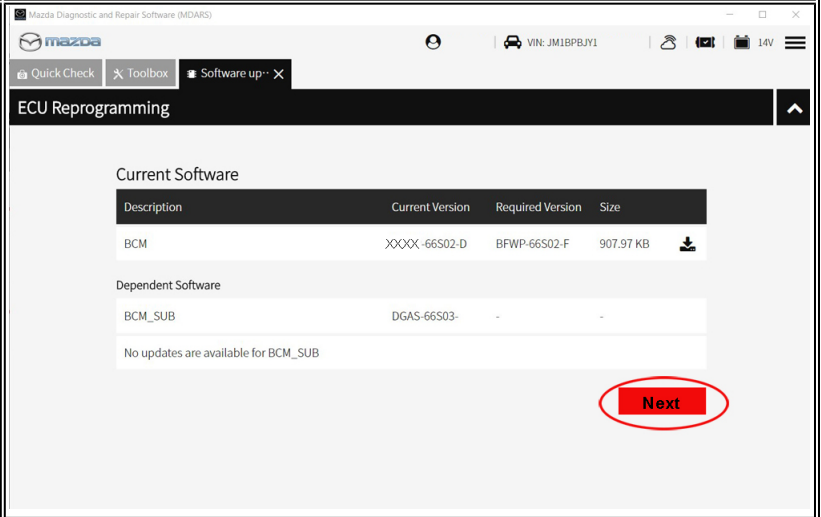


CONSUMER NOTICE: The information and instructions in this bulletin are intended for use by skilled technicians. Mazda technicians utilize the proper tools/ equipment and take training to correctly and safely maintain Mazda vehicles. These instructions should not be performed by "do-it-yourselfers." Customers should not assume this bulletin applies to their vehicle or that their vehicle will develop the described concern. To determine if the information applies, customers should contact their nearest authorized Mazda dealership. Mazda North American Operations reserves the right to alter the specifications and contents of this bulletin without obligation or advance notice. All rights reserved. No part of this bulletin may be reproduced in any form or by any means, electronic or mechanical--including photocopying and recording and the use of any kind of information storage and retrieval system ---without permission in writing.

f. Select BCM.



g. Select "Next".



3. Verify repair.

CALIBRATION

Japan built

Model	Year	VIN			File Name (BCM_MAIN)	File Name (BCM_SUB)
			from	to		
Mazda3 4SD	2021	JM1BP*****	318106	399999	BFBV-66S02-F	DGAS-66S03-
		JM1BP*****	400001	404072	BGMC-66S02-B	B1L4-66S03-A
Mazda3 5HB	2021	JM1BP*****	318106	399999	BFWP-66S02-F	DGAS-66S03-
		JM1BP*****	400001	404072	BGMJ-66S02-B	B1L4-66S03-A

CONSUMER NOTICE: The information and instructions in this bulletin are intended for use by skilled technicians. Mazda technicians utilize the proper tools/ equipment and take training to correctly and safely maintain Mazda vehicles. These instructions should not be performed by "do-it-yourselfers." Customers should not assume this bulletin applies to their vehicle or that their vehicle will develop the described concern. To determine if the information applies, customers should contact their nearest authorized Mazda dealership. Mazda North American Operations reserves the right to alter the specifications and contents of this bulletin without obligation or advance notice. All rights reserved. No part of this bulletin may be reproduced in any form or by any means, electronic or mechanical---including photocopying and recording and the use of any kind of information storage and retrieval system ---without permission in writing.

Mexico built

Model	Year	VIN			File Name (BCM_MAIN)	File Name (BCM_SUB)
			from	to		
Mazda3 4SD	2021	3MZBP*****	208052	217291	BGBL-66S02-F	DGAS-66S03-
		3MZBP*****	250001	251172	BGMR-66S02-B	B1L4-66S03-A
CX-30	2021	3MVDM*****	223608	276106	DEJW-66S02-F	DGAS-66S03-
		3MVDM*****	300001	320220	DHTV-66S02-B	B1L4-66S03-A

CONSUMER NOTICE: The information and instructions in this bulletin are intended for use by skilled technicians. Mazda technicians utilize the proper tools/ equipment and take training to correctly and safely maintain Mazda vehicles. These instructions should not be performed by "do-it-yourselfers." Customers should not assume this bulletin applies to their vehicle or that their vehicle will develop the described concern. To determine if the information applies, customers should contact their nearest authorized Mazda dealership. Mazda North American Operations reserves the right to alter the specifications and contents of this bulletin without obligation or advance notice. All rights reserved. No part of this bulletin may be reproduced in any form or by any means, electronic or mechanical---including photocopying and recording and the use of any kind of information storage and retrieval system ---without permission in writing.