

# 13-057 Hill Start Assist Valve Freezing

3/9/2022

 [Edit](#)  [Clone](#)

---

13-057

## Section

---

Brakes - 13

## Subject

---

Hill Start Assist Valve Freezing

## Whats New Abstract

---

**Fix-As-Fail** – A hill start assist (HSA) valve plumbing revision eliminates ice buildup in the HSA valve exhaust in cold weather.

## Condition

---

After a vehicle has been sitting for a long period of time, ice buildup in the HSA valve exhaust vent hose could keep the valve from venting. Upon start-up this could prevent the hill start assist from disengaging and releasing the brakes. Revised plumbing orients the valve vertically and vents exhaust from the foot valve, eliminating the possibility of ice buildup.

## Chassis Affected

---

Model 337, 348, 365, 367, 389, 567, and 579 chassis equipped with hill start assist and a manufacture date from 6/15/2020 through 5/14/2021.

## Action

### Fix-As-Fail

If a customer comes into your dealership and demonstrates the condition above, use the procedure below to install the HSA valve assembly.

## Warranty

---

Through Standard Warranty or any applicable active Extended Warranty, Peterbilt will pay for parts at dealer net plus applicable mark-up and labor:

- 0.7 hours labor to retrofit and re-plumb the exhaust port and R&R the HSA valve. File a long form claim and reference bulletin 13057.
- File an additional claim for extraordinary circumstances.

**Take-Off Parts Disposition: Destroy take-off parts 30 days after claim is paid**

PRWS CLAIM CODING			
Campaign Code:	N/A	Campaign Type	Field Repair
Claim Category:	Truck	Repair Type	Fix-As-Fail
Customer Concern Code	120	Causal Code	64
Corrective Action Code	13	Responsibility Code:	Applicable Warranty
Failure Location	013-004-027	Causal Part	G90-6199-001
Supplier Code	N/A	SRT Code	<b>B13-057</b> 0.7 hours to retro fit and re-plumb the exhaust port and R&R the HSA valve

## Parts

---

Parts are available from PACCAR Parts.

**Refer to the Background section below to reference the prodction part number and its direct replacement.**

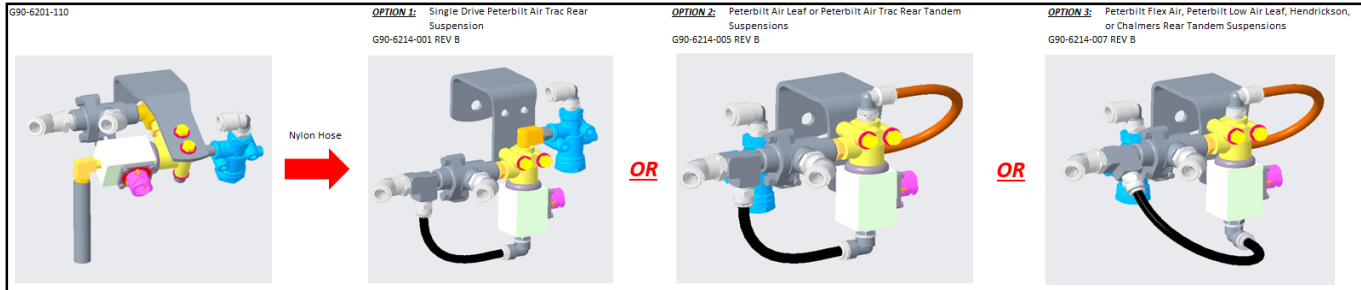
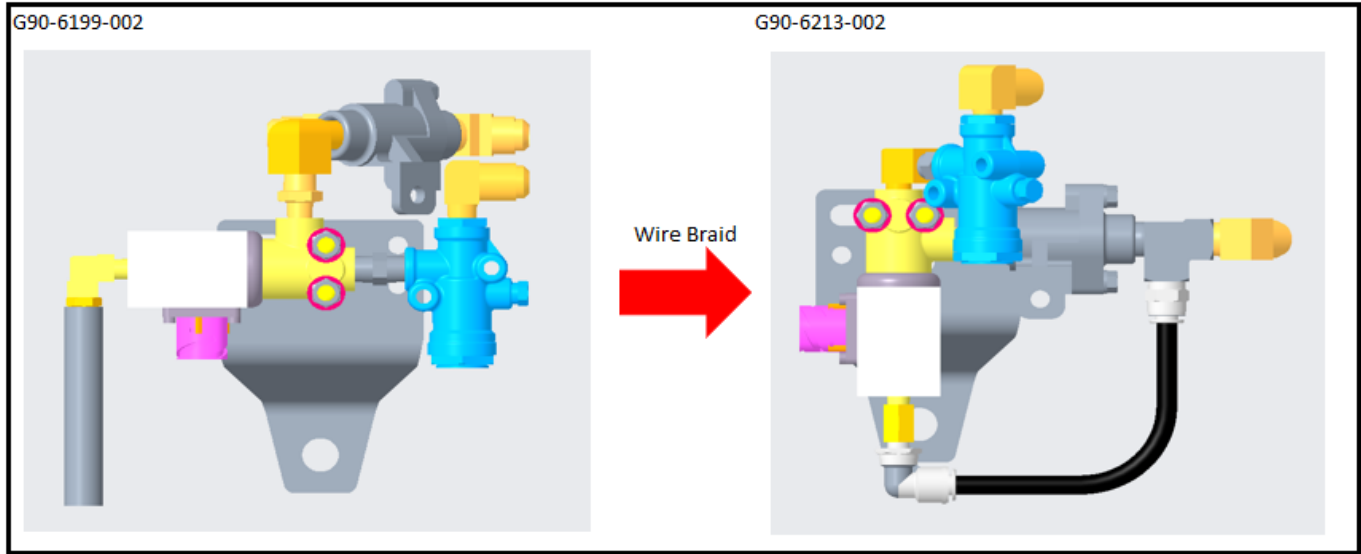
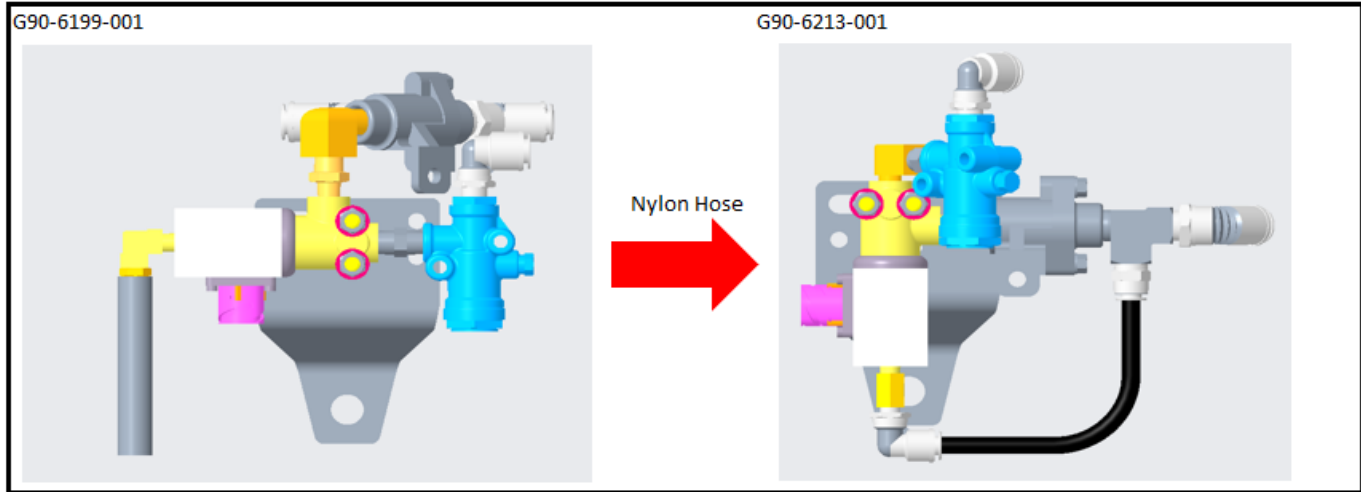
**Frame Mounted HSA Valves:** Use the base part number below to search webEcat for specific part number.

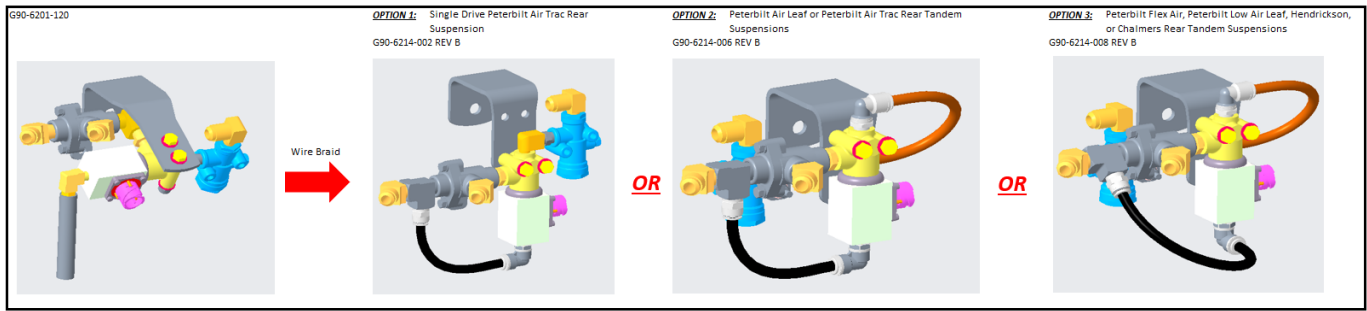
Quantity	Part Number	Description
1	G90-6213*	Nylon Hose HSA Valve- Frame Mounted

**Cross Member Mounted HSA Valves:** Use the base part number below to search webEcat for specific part number.

Quantity	Part Number	Description
1	G90-6214*	HSA Valve – Crossmember Mounted

Background





## Procedure

**Please follow your dealership's safety procedures and precautions to ensure the vehicle can be safely repaired and maintained.**

Determine hill start assist valve location (frame/cross member) and refer to the proper procedure in the Links section below.

## Attachments

[Frame Mounted HSA Valve Procedure](#)

[Crossmember Mounted HSA Valve Procedure](#)