

FT5240 Filler Neck Valve Issue

Technical writer name / nom rédacteur technique: Annie St-Jacques **Manual/manuel, section: 11**

Parts/ pièces, description	Part # / # de pièce	QTY / Qté
No part		

Labour level 1 / main d'oeuvre niveau 1	30 min
---	--------

MQR	7621- 2446
-----	------------

Disposal of parts / disposition des pièces	
Removed parts are / les pièces retirées sont:	When the retained check box is checked, the parts must be retained and returned in accordance with the usual warranty procedure to be reimbursed / Pour être remboursées, les pièces doivent être conservées et retournées selon le processus de garantie habituel.
Discarded / jetées	
Retained/conservées	
x	

Client	Order	Road numbers		VIN		QTY	Lang.
New York City Transit New York - NYCT	LC79	9623	9703	L82L1M977782	L82L4M9777954	162	E
New York City Transit New York - NYCT	LD64	9785	9805	L82L0M9777871	L82L1M9778155	126	E

Jean-Nicolas
Fournier

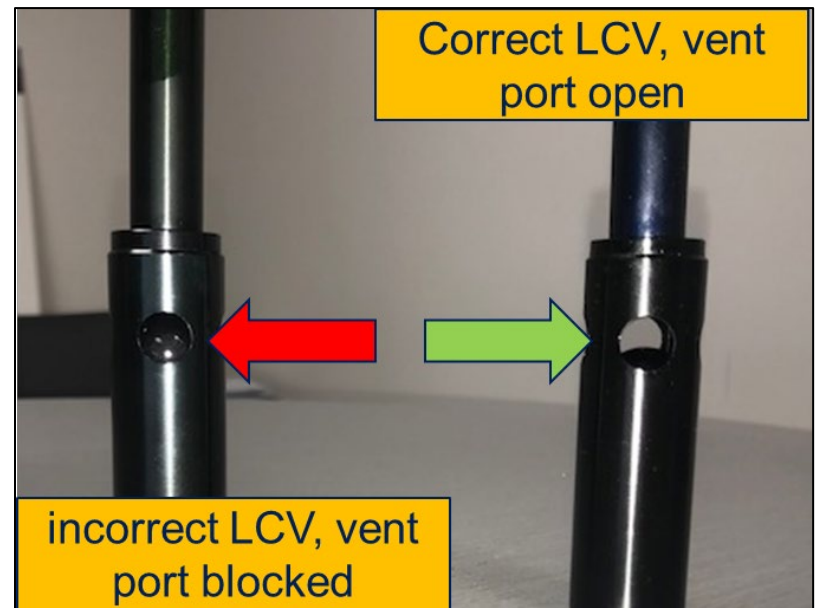
Digitally signed by Jean-Nicolas Fournier
DN: cn=Jean-Nicolas Fournier, o=Nova Bus,
email=jean-nicolas.fournier@volvo.com, c=CA
Date: 2022.03.09 14:08:50 -05'00'

QJ 7621 - 2446

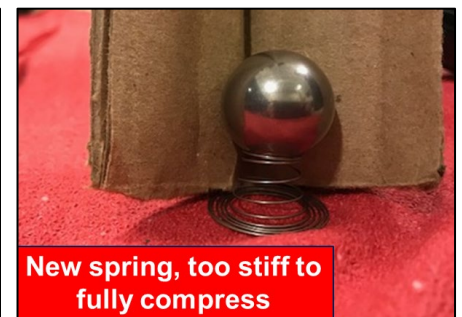


Fuel Filler Neck Problem – Service Instruction

Case Manager:

Fabio Rocha



Problem Description



Mandatory Slide!

Visual Inspection

- Inspect the LCV Valve.
 - Light should be seen through the vent hole.
 - If not, the LCV Valve spring needs to be replaced/modified.

Defective LCV Valve



Float ball high in the ball chamber
No light through the chamber vent hole

Good LCV Valve



Light visible through the ball chamber vent hole
At least 1/3rd of the hole should be clear

Service Instruction

1. Remove the LCV in a vice and remove the securing circlip and the washer and spring;
2. Insert replacement spring (see next slide), place washer over spring and fit the retaining circlip.
3. Check for correct height of aluminum ball.
 - Light should be visible through at least 1/3 of the ball chamber vent hole.



Service Instruction (Spring Modification)

- With the spring removed from valve housing, cut the top 2 coils of the spring in the LCV so the ball stack sits low enough to clear the venting holes.



bring life
to your city



NOVABUS