

SERVICE PROCEDURE

22503
March, 2022

SUBJECT: NONCOMPLIANCE RECALL
**Multi-function Lamp on certain 2019 International®
LT® and RH™ Series trucks and 2019 International®
ProStar® models built 19 June 2018 thru 1 October
2018 with feature code 0008TPP or 0008TUV (multi-
function lamp).**

CUSTOMER LETTER

Print ready (PDF file) copy of the [Customer Letter](#)

DEFECT DESCRIPTION

The back-up lamps within the tail lights may not conform to FMVSS 108 S14.4.1 Color Test and may appear yellowish in color. A back-up lamp that does not conform to FMVSS 108 S14.4.1 Color Test may affect visibility and potentially increase the risk of a crash.

MODELS INVOLVED

This safety recall involves certain 2019 International® LT® and RH™ Series trucks and 2019 International® ProStar® models built 19 June 2018 thru 1 October 2018 with feature code 0008TPP or 0008TUV (multi-function lamp).

ELIGIBILITY

This procedure applies ONLY to vehicles marked in the International® Service PortalSM with safety recall 22503. Also complete any other open campaigns listed on the Service Portal at this time.

PARTS INFORMATION

NOTE: Most trucks are built with feature code 0008TPP that are built with one of each of the part numbers listed below. There are three customers (Comar Industries, Kriska Group and XPO Logistics) that are built with feature code 0008TUV that were built without a rear license plate bracket. These vehicles were built with two right-side lights.

Part Number	Part Description	Quantity
4095877C93	Lamp, Tail, Stop, Turn, License, Rear, S/T, Left	1 (If Required)
4095878C93	Lamp, Tail, Stop, Turn, Rear, S/T, Right	1 (If Required)


SERVICE PROCEDURE

WARNING! To prevent personal injury and / or death, or damage to property, park vehicle on hard flat surface, turn the engine off, set the parking brake and install wheel chocks to prevent the vehicle from moving in either direction.

WARNING! To prevent personal injury and / or death, always wear safe eye protection when performing vehicle maintenance.

WARNING! To prevent personal injury and / or death, or damage to property, keep flames or sparks away from vehicle and do not smoke while servicing the vehicle's batteries. Batteries expel explosive gases.

1. Park vehicle on flat surface.
2. Shift transmission to Park or Neutral and set parking brake.
3. Turn vehicle ignition to Key OFF position.
4. Install wheel chocks.



0000473573

Figure 1. Tail light Housing and Label

1. Tail light housing
2. Label

NOTE: If label has one of the suspected dates or if label is illegible and cannot be read, tail light assembly must be replaced.

5. Inspect date code printed on label (Figure 1, Item 2) located on backside of both tail light assemblies (Figure 1, Item 1).
 - a. If P/N 4095877C92 is stamped with one of the following date codes: 20180606, 20180609, 20180613, 20180625, or if P/N 4095878C92 is stamped with one of the following date codes: 20180612, 20180615, 20180616, 20180617; or if a label is illegible, proceed to Step 6.
 - b. If labels are legible and date codes are different from codes identified in Step 5a, proceed to Step 12.
6. Remove fasteners for tail light assembly requiring replacement and then remove tail light assembly from mounting bracket.

7. Disconnect electrical connector from tail light assembly and discard tail light assembly.
8. Connect electrical connector to new tail light assembly.
9. Place new tail light assembly into position on mounting bracket.
10. Install fasteners and using a torque wrench, tighten to 49.5 – 64.6 lb-in (5.6 – 7.3 N•m).
11. If a second tail light assembly requires replacement, repeat Step 6 through Step 10.
12. Remove wheel chocks.

END OF SERVICE PROCEDURE


LABOR INFORMATION

Operation Number	Description	Time
A40-22503-1	Inspect Both Tail Lights; No Replacement Required	0.3 hrs
A40-22503-2	Inspect Both Tail Lights And Replace One Side	0.4 hrs
A40-22503-3	Inspect Both Tail Lights And Replace Both Sides	0.5 hrs

CAMPAIGN IDENTIFICATION LABEL

Each vehicle corrected in accordance with this campaign must be marked with a CTS-1075 Campaign Identification Label.

Complete the label and attach on a clean surface next to the vehicle identification number (VIN) plate.



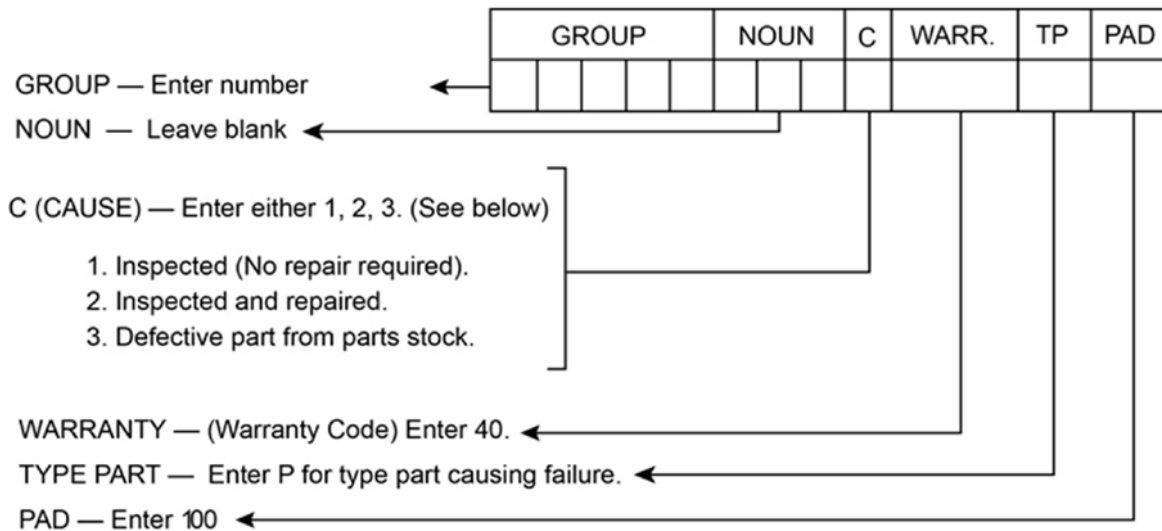
ADMINISTRATIVE / DEALER RESPONSIBILITIES

WARRANTY CLAIMS

Warranty claim expense is to be charged to Warranty. Claims are to be submitted in the normal manner, making reference to Safety Recall 22503.

Section 7 of the Warranty Policy and Procedures Manual contains further information related to the submission and processing of AFC / Recall claims.

As with all claim submissions, items acquired locally must be submitted in the “Other Charges” tab. The cost of any bulk items (such as a bag of cable tie straps, roll of wire, barrel of oil, or tube of silicone) should be prorated for the cost of the individual pieces / amount used during each repair.



0000047910

UNITED STATES AND POSSESSIONS

The National Traffic and Motor Vehicle Safety Act, as amended, provides that each vehicle that is subject to a vehicle recall campaign must be adequately repaired within a reasonable time after the owner has tendered it for repair. A failure to adequately repair within 60 days after a tender of a vehicle is prima facie evidence of failure to repair within a reasonable time. If the condition is not adequately repaired within 60 days, the owner may be entitled to replacement with an identical or reasonable equivalent vehicle at no charge, or to a refund of the purchase price less a reasonable allowance for depreciation.

Dealers must correct all vehicles subject to this campaign at no charge to the owner, regardless of mileage, age of vehicle, or ownership, from this time forward.

Dealers should proceed immediately to make necessary correction to units in inventory. All inventory vehicles subject to this recall campaign must be corrected prior to sale, transfer or delivery. If vehicles have been sold or transferred and you are in receipt of Customer Notification Letters and Authorization for Recall Service cards for those vehicles, the transfer location or customer must be notified immediately from your dealer location.

Dealers must make every effort to promptly schedule an appointment with each owner to repair his or her vehicle as soon as possible. However, consistent with the customer notification, dealers are expected to complete the repairs on the mutually agreed upon service date.

Dealers involved in the recall process will be furnished a listing of owner names and addresses to enable them to follow up with owners and have the vehicles corrected. Use of this listing must be limited to this campaign because the list may contain information obtained from state motor vehicle registration records, and the use of such motor vehicle registration data for purposes other than this campaign is a violation of law in several states.

CANADA

Dealers must correct all vehicles subject to this campaign at no charge to the owner, regardless of mileage, age of vehicle, or ownership, from this time forward.

Dealers should proceed immediately to make necessary correction to units in inventory. All inventory vehicles subject to this recall campaign must be corrected prior to sale, transfer or delivery. If vehicles have been sold or transferred and you are in receipt of Customer Notification Letters and Authorization for Recall Service cards for those vehicles, the transfer location or customer must be notified immediately from your dealer location.

Dealers must make every effort to promptly schedule an appointment with each owner to repair his or her vehicle as soon as possible. However, consistent with the customer notification, dealers are expected to complete the repairs on the mutually agreed upon service date.

Dealers involved in the recall process will be furnished a listing of owner names and addresses to enable them to follow up with owners and have the vehicles corrected. Use of this listing must be limited to this campaign because the list may contain information obtained from state motor vehicle registration records, and the use of such motor vehicle registration data for purposes other than this campaign is a violation of law in several states.

EXPORT

Export Distributors should proceed immediately to make necessary correction to units in inventory. All inventory vehicles subject to this recall campaign must be corrected prior to sale, transfer or delivery. If vehicles have been sold or transferred and you are in receipt of Customer Notification Letters and Authorization for Recall Service cards for those vehicles, the transfer location or customer must be notified immediately from your distributor location.

Export Distributors are to submit warranty claims in the usual manner making reference to this recall number.

Export Distributors are expected to provide full cooperation and follow-up with respect to this important subject matter. If you have any questions or need further assistance, please contact the Regional Service Manager at your regional office.

NAVISTAR, INC.