



GROUP	MODEL
Emissions Service Campaign	2022MY Seltos (SP2), Soul (SK3)
NUMBER	DATE
SC224	March 2022

VOLUNTARY EMISSIONS SERVICE CAMPAIGN

SUBJECT: **ENGINE OIL FILLER CAP REPLACEMENT (SC224)**

This bulletin provides information to replace the oil filler cap on some 2022MY Seltos (SP2) and Soul (SK3) vehicles produced in the date ranges listed below, which may have an oil filler cap with the incorrect viscosity description ("SAE 5W-20", correct description: "SAE OW 20"). Follow the procedure outlined in this publication to replace the oil filler cap with the correct part. Before conducting the procedure, verify that the vehicle is included in the list of affected VINs.

Model	Production Date Range
Seltos (SP2)	April 19, 2021 to November 8, 2021
Soul (SK3)	May 4, 2021 to November 8, 2021



Incorrect Oil Filler Cap
(SAE 5W-20)



Correct Oil Filler Cap
(SAE OW 20)

NOTICE


To assure complete customer satisfaction, always remember to refer to WebDCS Warranty Coverage (validation) Inquiry Screen (Service → Warranty Coverage → Warranty Coverage Inquiry) for a list of any additional campaigns that may need to be performed on the vehicle before returning it to the customer.

SUBJECT: ENGINE OIL FILLER CAP REPLACEMENT (SC224)

Replacement Procedure:

1. Open the hood and remove the existing oil filler cap (A).

Note: The incorrect viscosity is printed on the cap (SAE 5W-20).



2. Replace with the new oil filler cap (B) with the correct viscosity printed (SAE 0W 20).



SUBJECT:

ENGINE OIL FILLER CAP REPLACEMENT (SC224)**ATTENTION: THE PROOF OF CORRECTION CARD AND CAMPAIGN COMPLETION STICKER ARE RESTRICTED ONLY TO DEALERS IN THE FOLLOWING STATES:**

California, Connecticut, District of Columbia, Maine, Maryland, Massachusetts, New Jersey, New York, Oregon, Pennsylvania, Rhode Island, Vermont, and Washington. See Parts Information below to order the Proof of Correction Card and Campaign Completion Label from the PDC.

VEHICLE EMISSION RECALL - PROOF OF CORRECTION CARD

A Vehicle Emission Recall - Proof of Correction card must be filled out for all vehicles registered in California, Connecticut, Maine, Maryland, Massachusetts, New Jersey, Oregon, Pennsylvania, Rhode Island, Vermont, Washington, New York and Delaware. Residents of these states, who own an affected vehicle, will be required to possess a Vehicle Emission Recall - Proof of Correction card as evidence of voluntary service campaign completion, when they apply for vehicle registration renewal.

WHAT TO DO WITH THE CARD:

The Vehicle Emission Recall - Proof of Correction card must be completed by the Dealership's Service Manager using a permanent ink pen. A fine point pen is recommended. When filling in the information, copy the information directly from the vehicle, not the repair order. **ALL INFORMATION MUST BE PRINTED AND NEAT.**

NOTE: DO NOT COMPLETE THE CARD UNLESS THE SERVICE CAMPAIGN WORK IS COMPLETED.

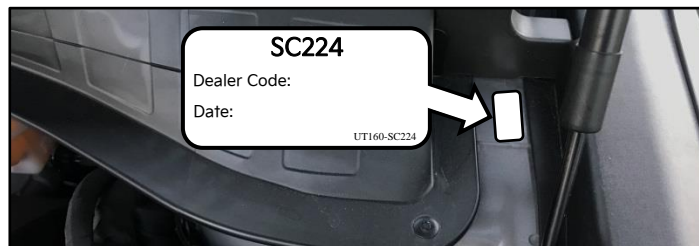
The copy of the card shown below indicates the areas to be filled in. Each area must be filled in. The completed card should be given to the owner of the vehicle upon completion of the Campaign and placement of the Campaign Completion Label outlined below.

Vehicle Emission Recall - Proof of Correction				
License Number	Make	Year Model	Body Type	Vehicle Identification Number
Manufacturer	Kia America, Inc.		Recall Number	SC224
The above described vehicle has been repaired, modified and/or equipped with new emission control devices to meet applicable California Emission Control Laws.				
Dealer's Name	Address, City, State and Zip			
	Dealership's Authorized Signature			
	X			
Return this certificate to DMV <u>only</u> when required - otherwise retain for your records.				
UT161 SC224				

FILLING OUT AND APPLYING THE CAMPAIGN COMPLETION LABEL (CA and S.177 STATES ONLY):

The dealer must fill in the Dealer Code and Date information fields on the Campaign Completion Label. Once complete, affix the campaign completion label under the hood of the vehicle, as shown below.

CA and S.177 States Only: Apply SC224 Campaign Completion Label onto the body in the area next to the shock tower, as shown. **NOTE: Be sure to clean the mounting surface to ensure proper label adhesion.**






SUBJECT: ENGINE OIL FILLER CAP REPLACEMENT (SC224)

AFFECTED VEHICLE RANGE:

Model	Production Date Range
Seltos (SP2)	April 19, 2021 to November 8, 2021
Soul (SK3)	May 4, 2021 to November 8, 2021

REQUIRED PART:

Part Name	Part Number	Figure	Qty.
Engine Oil Cap	26510 26640QQK		1
Campaign Completion Label	UT160 SC224*		1
Vehicle Emission Recall Proof of Correction Card	UT161 SC224*		1

*Completion Label and Proof of Correction Card only required for vehicles registered in CA, CT, DE, MA, MD, ME, NJ, NY, OR, PA, RI, VT, and WA "States" only.

WARRANTY INFORMATION:

N Code: N99 C Code: C99

Model	Claim Type	Causal P/N	Qty.	Repair Description	Labor Op Code	Op Time	Replacement P/N	Qty.
SP2	R	26510	0	(SC224)	210153RO	0.2 M/H	26510 26640QQK	1
SK3		26611		Oil Filler Cap Replacement				

NOTICE

VIN inquiry data for this repair is provided for tracking purposes only. Kia retailers should reference SC224 when accessing the WebDCS system.

