

Title: Baseline 1050/1051 Update**Applicability:** MY20 Revero GT and GTS, MY21 GS-6**Region:** All**PRIORITY:** Vehicles on list (page 2)**PURPOSE:**

This bulletin will outline the process of what to expect and what to perform.
Baseline 1050 and BL1051 for GTS and GS-6s vehicles or collectively ("BL1050").

In order to bring the Revero GT and Revero GTS, and the GS-6 vehicles into the best performance Karma Automotive has released a Baseline update for these vehicles, BL1050.

This is a complete firmware over-the-air update (FOTA) Karma Sync intervention is not required.

All Vehicles must be brought to Baseline 1040 prior to updating to BL1050

Procedure Overview:

1. Create a TSS case for the VIN presented for this operation, requesting the over-the-air prompt be enabled.
2. This is a complete firmware over-the-air update (FOTA) Karma Sync intervention is not required. If Karma Sync is believe to be required, contact TSS for guidance regarding the concern.
3. Once the vehicle has been power cycled the prompt will appear and accept this to begin the download and subsequent update.

Updates:

In this baseline update, improvements and bug fixes have been introduced into the following modules.

- 1) CIU/DIS: bug fixes and improvements to software and stability under specific events.
- 2) HCU improvements to low SOC function.
- 3) SVCS: added new vehicle colors to the touch panel display as required

All other ECUs are carried over from BL1040

⚠ NOTICE! ⚠

The vehicle should have the High Voltage battery charged. The State of Charge is 42% or more (verified in Karma Sync), when placed in Ready Mode, the vehicle generator may turn on at any time during the flash process. It is mandatory the displayed range is twenty-five (25) miles of EV range or greater before beginning the flash procedure.

Karma Automotive Bulletins and service documents are intended for use by experienced and trained Technicians. If you lack the skills, tools, equipment and a suitable workshop for any procedure described in this document, we suggest you leave such repairs to a Karma retailer and service provider. See your service provider for advice on whether your vehicle may benefit from the information contained within this document. The information contained in the Karma Bulletin is accurate at the date of publication. However, Karma Automotive regularly updates technical information. Please check with your Karma Automotive Retailer and Karma Automotive service provider that the bulletin you intend to use contains the latest available information.

Title: Baseline 1050/1051 Update

Applicability: MY20 Revero GT and GTS, MY21 GS-6

Region: All

Open a TSS case as normal follow provided instructions.

Verify current installed version of software in the TPI.

Settings >Vehicle > About

If it reads 21.31.30.2 or 21.31.30.3 (for GTS and GS-6s) do not proceed, this vehicle is updated to BL1050 or 1051 Verify with TSS how to go forward

The chart below should guide you to view the Baseline level of the vehicle.

Settings >Vehicle > About	Displayed Version
BL 1050 or (BL1051)	21.31.30.2 (as above)

STEP 1

Check for any open bulletins which require completion

STEP 2

Read this BL1050 bulletin

STEP 3

Create TSS case,
Now Over-the-air Update can be sent to vehicle

STEP 4

Follow Instructions
provided by TSS

⚠ NOTICE! ⚠

STEPS MUST BE PERFORMED IN THIS ORDER TO AVOID SOFTWARE INSTALLATION ISSUES

Karma Automotive Bulletins and service documents are intended for use by experienced and trained Technicians. If you lack the skills, tools, equipment and a suitable workshop for any procedure described in this document, we suggest you leave such repairs to a Karma retailer and service provider. See your service provider for advice on whether your vehicle may benefit from the information contained within this document. The information contained in the Karma Bulletin is accurate at the date of publication. However, Karma Automotive regularly updates technical information. Please check with your Karma Automotive Retailer and Karma Automotive service provider that the bulletin you intend to use contains the latest available information.

Type: Baseline Release

Year: 2022

System: General Diagnosis

Sequence: 01

Title: Baseline 1050/1051 Update

Applicability: MY20 Revero GT and GTS, MY21 GS-6

Region: All

REQUIREMENT: There is a component of this Baseline release which will be performed Over-the-Air. This will require creating a technical services support (TSS) case as soon as the vehicle arrives at the dealer. Please schedule this baseline install and begin the action early in the workday to allow sufficient time to contact and activate this over the air update through the TSS group.

⚠ NOTICE! ⚠

*The vehicle should have the High Voltage battery charged. The **State of Charge is 42% or more (verified in Karma Sync)**, when placed in Ready Mode, the vehicle generator may turn on at any time during the flash process. **It is mandatory the displayed range is twenty-five (25) miles of EV range or greater before beginning the flash procedure.***

Keep the hood closed when doing a Baseline update for all Revero GT or GTS, and GS-6 (Fig 1). Do not have a charger on the vehicle, unless prompted during the update.



Ensure the electric range is at 25 miles or higher in the displayed range gauge (Fig 2).



Karma Automotive Bulletins and service documents are intended for use by experienced and trained Technicians. If you lack the skills, tools, equipment and a suitable workshop for any procedure described in this document, we suggest you leave such repairs to a Karma retailer and service provider. See your service provider for advice on whether your vehicle may benefit from the information contained within this document. The information contained in the Karma Bulletin is accurate at the date of publication. However, Karma Automotive regularly updates technical information. Please check with your Karma Automotive Retailer and Karma Automotive service provider that the bulletin you intend to use contains the latest available information.

ALL vehicles below are not updated to BL1040 and will need to complete that update prior to this (Baseline 1050) update.

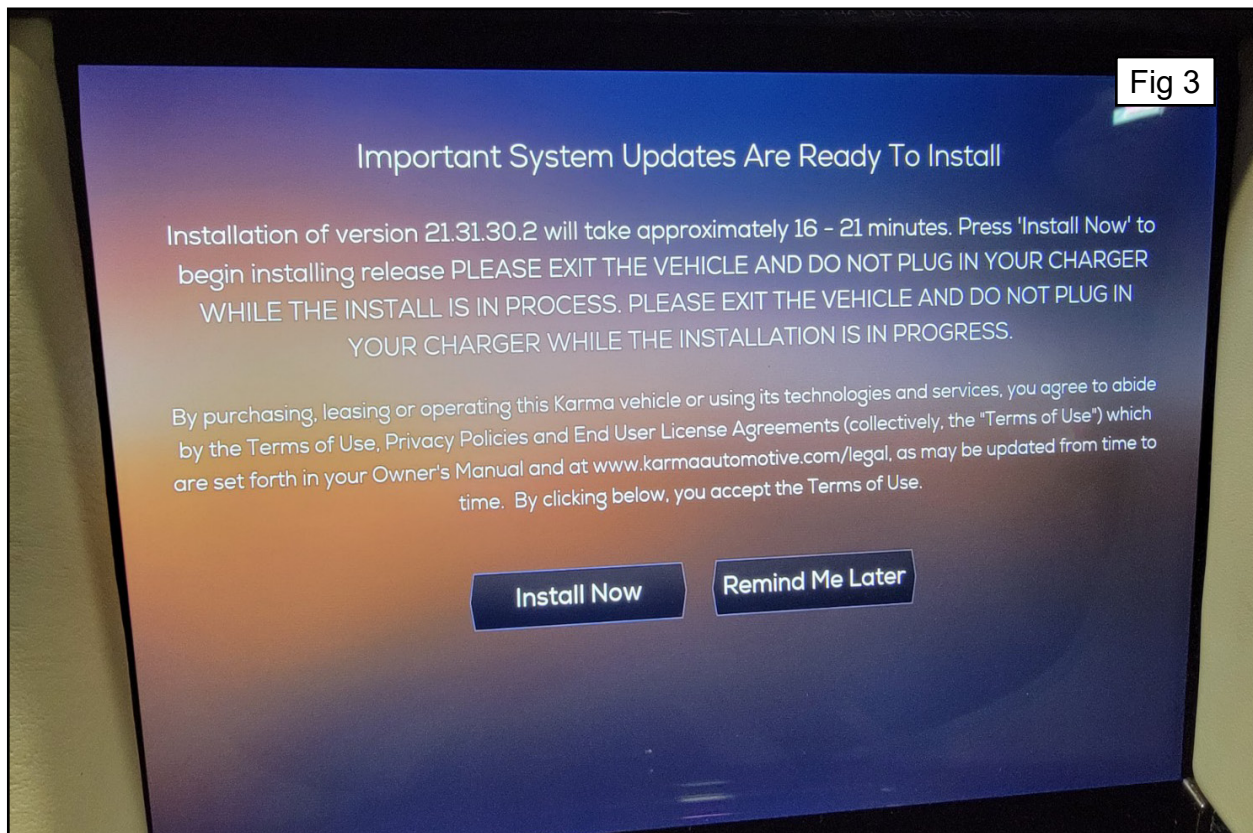
50GK43SB7LA000074

50GK43SB7LA000088

50GK43SB2LA000130

50GK43SB0LA000143

Accept the prompt to perform the OTA, install, do not allow the vehicle to “sleep”. Leave a door open, this is a easy way to prevent this (Fig. 3).



Karma Automotive Bulletins and service documents are intended for use by experienced and trained Technicians. If you lack the skills, tools, equipment and a suitable workshop for any procedure described in this document, we suggest you leave such repairs to a Karma retailer and service provider. See your service provider for advice on whether your vehicle may benefit from the information contained within this document. The information contained in the Karma Bulletin is accurate at the date of publication. However, Karma Automotive regularly updates technical information. Please check with your Karma Automotive Retailer and Karma Automotive service provider that the bulletin you intend to use contains the latest available information.

Only the affected vehicles below are subject to this (Baseline 1050) update

50GK43SB4LA000002	50GK43SB7LA000060	50GK43SBXLA000103	50GK43SB0MA000189
50GK43SB3LA000010	50GK43SB9LA000061	50GK43SB1LA000104	50GK43SB4LA000145
50GK43SB2LA000015	50GK43SB0LA000062	50GK43SB3LA000105	50GK43SB6LA000146
50GK43SB6LA000017	50GK43SB2LA000063	50GK43SB5LA000106	50GK43SB8LA000147
50GK43SB8LA000018	50GK43SB6LA000065	50GK43SB7LA000107	50GK43SBXLA000148
50GK43SB8LA000021	50GK43SB8LA000066	50GK43SB9LA000108	50GK43SB1LA000149
50GK43SB1LA000023	50GK43SBXLA000067	50GK43SB0LA000109	50GK43SB8LA000150
50GK43SB3LA000024	50GK43SB3LA000069	50GK43SB9LA000111	50GK43SBXLA000151
50GK43SB5LA000025	50GK43SBXLA000070	50GK43SB0LA000112	50GK43SB1LA000152
50GK43SB7LA000026	50GK43SB1LA000071	50GK43SB2LA000113	50GK43SB3LA000153
50GK43SB9LA000027	50GK43SB3LA000072	50GK43SB4LA000114	50GK43SB5LA000154
50GK43SB0LA000028	50GK43SB5LA000073	50GK43SB6LA000115	50GK43SB7LA000155
50GK43SB2LA000029	50GK43SB7LA000074	50GK43SB8LA000116	50GK43SB0LA000157
50GK43SB9LA000030	50GK43SB9LA000075	50GK43SBXLA000117	50GK43SB2LA000161
50GK43SB0LA000031	50GK43SB0LA000076	50GK43SB1LA000118	50GK43SB4LA000162
50GK43SB2LA000032	50GK43SB2LA000077	50GK43SBXLA000120	50GK43SB6LA000163
50GK43SB4LA000033	50GK43SB4LA000078	50GK43SB1LA000121	50GK43SB8LA000164
50GK43SB6LA000034	50GK43SB6LA000079	50GK43SB3LA000122	50GK43SBXLA000165
50GK43SB8LA000035	50GK43SB2LA000080	50GK43SB5LA000123	50GK43SB1LA000166
50GK43SBXLA000036	50GK43SB4LA000081	50GK43SB7LA000124	50GK43SB7LA000169
50GK43SB3LA000038	50GK43SB6LA000082	50GK43SB9LA000125	50GK43SB3LA000170
50GK43SB5LA000039	50GK43SB8LA000083	50GK43SB0LA000126	50GK43SB9LA000173
50GK43SB1LA000040	50GK43SBXLA000084	50GK43SB2LA000127	50GK43SB4LA000176
50GK43SB3LA000041	50GK43SB1LA000085	50GK43SB4LA000128	50G6E4SB2MA000019
50GK43SB7LA000043	50GK43SB5LA000087	50GK43SB6LA000129	50G6E4SB9MA000020
50GK43SB0LA000045	50GK43SB7LA000088	50GK43SB2LA000130	50G6E4SB0MA000021
50GK43SB2LA000046	50GK43SB9LA000089	50GK43SB4LA000131	50G6E4SL1MA000022
50GK43SB4LA000047	50GK43SB5LA000090	50GK43SB6LA000132	50G6E4SLXMA000035
50GK43SB6LA000048	50GK43SB7LA000091	50GK43SB8LA000133	50G6E4SLXMA000049
50GK43SB8LA000049	50GK43SB9LA000092	50GK43SBXLA000134	50G6E4SL8MA000051
50GK43SB4LA000050	50GK43SB0LA000093	50GK43SB1LA000135	50GK43SB4MA000180
50GK43SB6LA000051	50GK43SB2LA000094	50GK43SB3LA000136	50GK43SB6MA000181
50GK43SB8LA000052	50GK43SB6LA000096	50GK43SB5LA000137	50GK43SBXMA000183
50GK43SBXLA000053	50GK43SB8LA000097	50GK43SB7LA000138	50GK43SB1MA000184
50GK43SB1LA000054	50GK43SBXLA000098	50GK43SB9LA000139	50GK43SB3MA000185
50GK43SB5LA000056	50GK43SB1LA000099	50GK43SB5LA000140	50GK43SB5MA000186
50GK43SB7LA000057	50GK43SB4LA000100	50GK43SB7LA000141	50GK43SB7MA000187
50GK43SB9LA000058	50GK43SB6LA000101	50GK43SB9LA000142	50GK43SB9MA000188
50GK43SB0LA000059	50GK43SB8LA000102	50GK43SB0LA000143	50GK43SB0MA000189

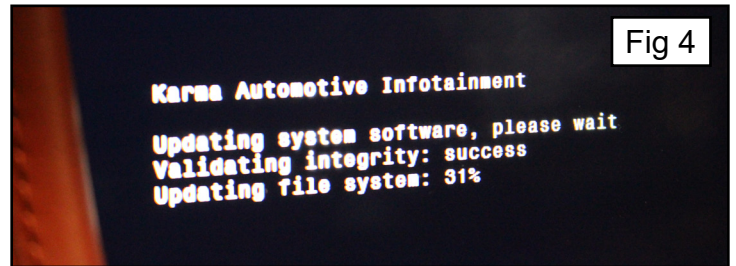
50GK43SB7MA000190	50G6E4SS3MA000028	50G6E4SS3NA000077
50GK43SB9MA000191	50G6E4SS5MA000029	50G6E4SS3NA000080
50GK43SB0MA000192	50G6E4SS1MA000030	50G6E4SS7NA000082
50GK43SB2MA000193	50G6E4SS3MA000031	50G6E4SS2NA000085
50GK43SB4MA000194	50G6E4SS5MA000032	50G6E4SS8NA000088
50GK43SB6MA000195	50G6E4SS7MA000033	50G6E4SSXNA000089
50GK43SB8MA000196	50G6E4SS9MA000034	
50GK43SB6MA000200	50G6E4SS2MA000036	
50GK43SB8MA000201	50G6E4SS4MA000037	
50GK43SBXMA000202	50G6E4SS6MA000038	
50G6E4SL7NA000074	50G6E4SS8MA000039	
50G6E4SB1NA000076	50G6E4SS4MA000040	
50G6E4SL4NA000078	50G6E4SS6MA000041	
50G6E4SL6NA000079	50G6E4SS8MA000042	
50G6E4SL4NA000081	50G6E4SSXMA000043	
50G6E4SL8NA000083	50G6E4SS1MA000044	
50G6E4SLXNA000084	50G6E4SS3MA000045	
50G6E4SB6NA000087	50G6E4SS5MA000046	
50G6E4SB6NA000090	50G6E4SS7MA000047	
50G6E4SS5MA000001	50G6E4SS9MA000048	
50G6E4SS7MA000002	50G6E4SS7MA000050	
50G6E4SS9MA000003	50G6E4SS0MA000052	
50G6E4SS0MA000004	50G6E4SS2MA000053	
50G6E4SS2MA000005	50G6E4SS4MA000054	
50G6E4SS4MA000006	50G6E4SS6MA000055	
50G6E4SS6MA000007	50G6E4SS8MA000056	
50G6E4SS8MA000008	50G6E4SSXMA000057	
50G6E4SSXMA000009	50G6E4SS1MA000058	
50G6E4SS6MA000010	50G6E4SS3MA000059	
50G6E4SS8MA000011	50G6E4SSXMA000060	
50G6E4SSXMA000012	50G6E4SS9NA000066	
50G6E4SS1MA000013	50G6E4SS0NA000067	
50G6E4SS3MA000014	50G6E4SS2NA000068	
50G6E4SS5MA000015	50G6E4SS4NA000069	
50G6E4SS7MA000016	50G6E4SS0NA000070	
50G6E4SS9MA000017	50G6E4SS2NA000071	
50G6E4SS8MA000025	50G6E4SS4NA000072	
50G6E4SSXMA000026	50G6E4SS6NA000073	
50G6E4SS1MA000027	50G6E4SSXNA000075	

Title: Baseline 1050/1051 Update

Applicability: MY20 Revero GT and GTS, MY21 GS-6

Region: All


The Touch Panel screen will display the step it is involved in from downloading to install. The vehicle will reboot when complete, see below (Fig 4).



If the vehicle provides this prompt the parking brake does not be engaged, this is normal allow the vehicle to proceed undisturbed (Fig 5).



The reboot may take several minutes, even after placed in ready mode, wait until complete. if it does not reboot, turn off the vehicle and consult TSS and follow provided guidance.

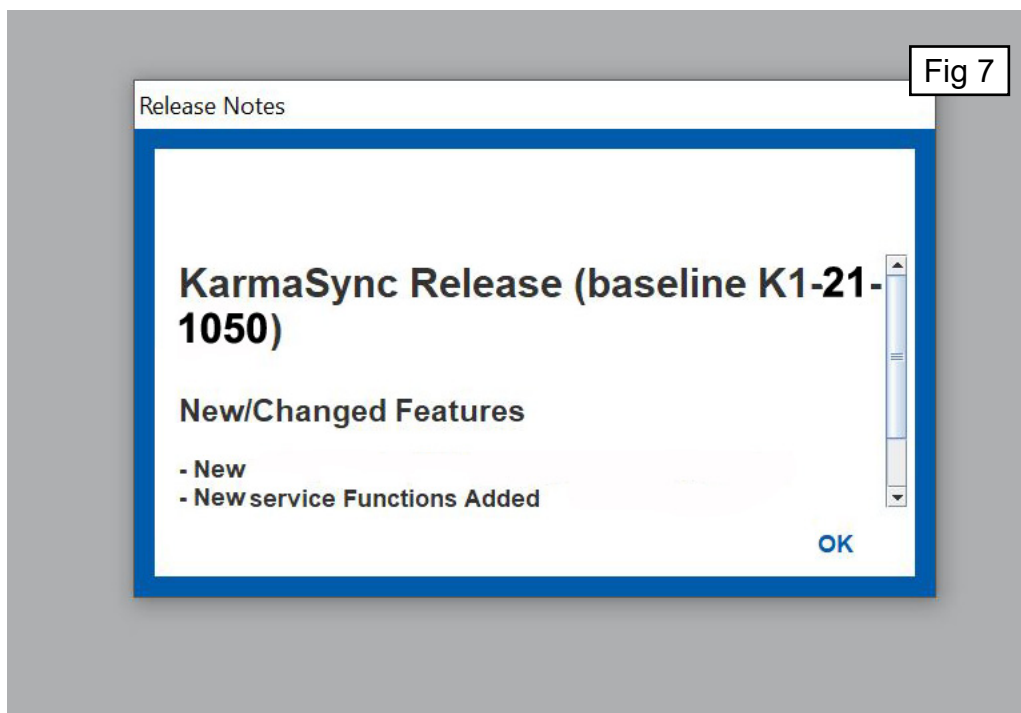


Karma Automotive Bulletins and service documents are intended for use by experienced and trained Technicians. If you lack the skills, tools, equipment and a suitable workshop for any procedure described in this document, we suggest you leave such repairs to a Karma retailer and service provider. See your service provider for advice on whether your vehicle may benefit from the information contained within this document. The information contained in the Karma Bulletin is accurate at the date of publication. However, Karma Automotive regularly updates technical information. Please check with your Karma Automotive Retailer and Karma Automotive service provider that the bulletin you intend to use contains the latest available information.

Title: Baseline 1050/1051 Update**Applicability:** MY20 Revero GT and GTS, MY21 GS-6**Region:** All

The Karma Sync should be updated to the latest deliverable, this message will be displayed when the initial session is launched (sample image in Fig 7), no action on Karma Sync is required other than clearing any Trouble codes present if necessary.

The update will include K1-21-1050, and K1-21-1051 (for GTS and GS-6s).



Type: Baseline Release

Year: 2022

System: General Diagnosis

Sequence: 01

Title: Baseline 1050/1051 Update

Applicability: MY20 Revero GT and GTS, MY21 GS-6

Region: All

PARTS REQUIRED:

PART NUMBER	DESCRIPTION	QUANTITY
	N/A	

SHOP SUPPLIES if Required:

PART NUMBER	DESCRIPTION	QUANTITY
	N/A	

SPECIAL TOOLS:

DESCRIPTION
N/A

CAUSAL PART:

PART NUMBER	DESCRIPTION
C131181101106	Central Infotainment Unit

LABOR CODES:

CODE	DESCRIPTION	TIME	DEFECT CODE
00-99-20-50	Baseline GT and GS6 1050 Software Update	1.0	99-20-20-68

WARRANTY DISPOSITION: This repair is covered under the New Vehicle Limited Warranty, in effect for four (4) years from the in-service date with no mileage limitation.

Karma Automotive Bulletins and service documents are intended for use by experienced and trained Technicians. If you lack the skills, tools, equipment and a suitable workshop for any procedure described in this document, we suggest you leave such repairs to a Karma retailer and service provider. See your service provider for advice on whether your vehicle may benefit from the information contained within this document. The information contained in the Karma Bulletin is accurate at the date of publication. However, Karma Automotive regularly updates technical information. Please check with your Karma Automotive Retailer and Karma Automotive service provider that the bulletin you intend to use contains the latest available information.