

August 2021  
D21M6 **REV2**

## **Subject: Gen 5 Customer Demo Unit (CDU) and Pre-Series Unit Retrofits**

**Models Affected: Specific 2021 Freightliner New Cascadia model vehicles, powered with DETROIT™ Gen 5 DD15 Engines manufactured February 3, 2020, through December 14, 2020**

### **General Information**

Daimler Trucks North America LLC, on behalf of its DETROIT™ Powertrain Division, is initiating Field Service Campaign D21M6 to modify the vehicles mentioned above.

Certain Customer Demo Unit (CDU) and Pre-Series vehicles with Gen 5 engines require engine retrofits to bring the engines up to full production specifications. This campaign includes several groups based on engine build date. Each group has specific part replacement requirements further described in Table 1.

### **Travel Time and Mileage**

The repairs for this campaign need to be completed at an Authorized Service Facility. Due to the complexity of this repair and the tools required, this Campaign does not qualify for travel time and mileage reimbursement.

### **Work Instructions**

Please refer to the attached work instructions. Prior to performing the campaign, check the vehicle for a completion sticker (Form WAR261). Also check Warranty History in OWL to see if any of the retrofit parts have already been replaced and if so, those parts do not need to be replaced again.

August 2021  
D21M6 **REV2**

## Replacement Parts

Replacement parts are now available and can be obtained by ordering the part number(s) listed below from your facing Parts Distribution Center. Please make sure all parts are on hand and available including the Certified Emission Label prior to customer appointment to avoid unnecessary downtime. DETROIT™ sends these labels next-day air. Please allow 3-5 business days for processing. **All vehicles involved in this campaign will require a replacement emission label.**

### **IMPORTANT:** Emission Certification Label Ordering Instructions

- Order Emission Certification Labels by going to DTNAConnect / Daimler Trucks Technical Support / Order Center / Customer Support Center / Order Clean Idle Emission Label. Proceed to choose 2021 Campaign Label. For more detailed ordering instructions, see **Certified Emission Label Ordering Instructions** on page 16.

**Table 1 - Replacement Parts for D21M6**

<b>Campaign Group</b>	<b>Part Description</b>	<b>Part Number</b>	<b>Qty.</b>
A	EGR Actuator	DDE A4711502194	1
A	EGR Actuator Coolant Supply Line	DDE A4712003953	1
A	EGR Actuator Coolant Return Line	DDE A4712000161	1
A	Compressor Outlet Elbow Clamp	DDE A0019955565	1
A	Clamp OEM Bellows Pipe to Outlet Pipe	DDE A0019956044	1
A	Mounting Nut	DDE A0029905054	2
A	Mounting Stud	DDE A0029906714	2
A	Exhaust Manifold Bellows Clamp	DDE A0039950302	2
A	EGR Hot Pipe Upper Clamp	DDE A0039957802	1
A	EGR Hot Pipe Lower Clamp	DDE A0039950302	1
A	Exhaust Manifold Mounting Bolt (Short)	DDE A0199902001	2
A	Exhaust Manifold Mounting Bolt (Long)	DDE A0199902101	22
A	Mounting Bolt	DDE A0209901101	2
A	Compressor Outlet Elbow O-ring	DDE A0259974348	1
A	Mounting Gasket	DDE A4700960180	1
A	Front Exhaust Manifold Pressure Tube	DDE A4711400855	1
A	Rear Exhaust Manifold Pressure Tube	DDE A4711400355	1
A	Seal, Exhaust Manifold Pressure Sensor	DDE N000000008373	2
A	Clamp, EGR Cooler Outlet Diffusor	DDE A0039957202	1
A	Exhaust Manifold Center Section	DDE A4721403014	1
A	Doser Valve Gasket	DDE A4721420580	1
A	Exhaust Manifold Spacer (Narrow)	DDE A4721420653	22
A	Exhaust Manifold Spacer (Wide)	DDE A4721420753	2
A	Exhaust Manifold Gasket	DDE A4721422580	3
A	Oil Drain Line	DDE A4721803320	1

August 2021  
D21M6 REV2

Campaign Group	Part Description	Part Number	Qty.
A	Oil Drain Gasket	DDE A5411870080	1
A	Oil Supply Seal Ring	DDE N000000001069	1
A	Motor Control Module	DDE A0024464035	1
A	Clamping Bracket	DDE A0129889378	1
A	EGR Connection Hose	DDE A4709970252	1
A	High Pressure Fuel Line Kit	DDE A4720781210	1
A	O-Ring, Needle Return Line - At Module	DDE A0309977345	1
A	O-Ring, Needle Return Line - At Cylinder Head	DDE A0309977445	1
A	Intake Manifold Gasket	DDE A4720980080	6
A	Cold Boost Pipe Seal	DDE A4720980880	1
A	Oil Module Lower Seal	DDE A4721842480	1
A	Oil Module Upper Seal	DDE A4721842580	1
A	Coolant Thermostat (angled inlet)	DDE A4722003715	1
A	Thermostat Seal	DDE A4722030080	1
A	Intake Manifold	DDE A4730980117	1
A	Coolant Drain Plug Seal Washer	DDE N000000001085	1
A	EGR hot pipe clamps lower	DDE A0019950502	1
A	EGR Cooler Rear Seal	DDE A4721400380	1
A	EGR Cooler Front Seal	DDE A4721400480	1
A	EGR Cooler	DDE A4721401575	1
A	EGR Cooler Outlet Elbow Seal	DDE A4721422880	1
A	Dearation Fitting Seal Ring	DDE N000000001069	2
A	Fuel Rail Clamp	DDE A4710780335	3
A	Distributor Housing	DDE A4722031361	1
A	Distributor Housing Seal	DDE A4722032680	1
A	EGR Hot Pipe	DDE A4711400513	1
A	Vibration Damper	DDE A4720352500	1
A	Exhaust Valve Cap	DDE A4720530008	6
A	Rocker Cover Seal	DDE A4720160121	1
A	Spherical Clamp, OEM Exhaust Piping	TCX T130130349AC2	1
A	Spherical Gasket, OEM Exhaust Piping	TCX AMS012	1
A	Charge Air Cooler	TXE1030523A	1
A	Housed Radiator Assembly	TXE1003850D	1
A	Kit,Cac Mounting	TXE1220863A	1
A	Kit,Condensor Mounting	TXE1220864A	1
A	Tube-Clnt,M1400,Dd13,Dd15,M	A05-18572-000	1
A	Hose-Elb,90Deg,Ecr,62.0 Id	05-29973-007	1
A	Hose-Clnt,Ngc,Inlet,Upper	05-33890-000	1
A	Hose-Clnt,Upr,Epdm,Ngc	05-36501-000	1
A	Clamp-Worm,Constant,2-1/2 H^	23-12485-250	4

August 2021  
D21M6 REV2

Campaign Group	Part Description	Part Number	Qty.
A	Scrw Hex Flng,M8X1.25X20,	23-13345-020	2
A	Isolator-Lwr,Rad,Top	05-32519-060	2
A	Isolator-Lwr,Rad,Bottom	05-32520-060	2
A	Clamp-Spr Stl,3/8" Hose^	23-12691-003	1
A	Clamp-Spr Stl,1/2" Hose^	23-12691-005	3
A	Clamp-Spr Stl,1.25 Hose^	23-12691-009	2
A	Clamp	DDE A0019955565	1
A	Clamp-104-112Mm,98In-Lb,4"	01-33035-004	4
A	Clamp-108-116Mm,98In-Lb,4"	01-33035-008	2
A	Hose-Convolutd,5.75"X4" Id	01-33096-000	2
A	Isolator-Radiator, Upr	05-32518-070	2
A	Hose-Cac,Lh,Dd15,Ngc	01-34572-000	1
A	Hose-Shunt,Ngc,Dd15,Hdep2020	05-34145-000	1
A	Hose-Vent,Egr,Dd15,Ngc,2020	05-35937-000	1
A	Clamp-Shrink Band,2.500*	23-12413-250	2
A	Clamp-Shrink Band,.500*	23-12413-050	3
A	Clamp-Shrink Band,.375*	23-12413-038	1
A	Clamp-Shrink Band,1.250*	23-12413-125	2
	<b>NOTES:</b> ^ Does not apply to VIN 3AKJHHDR2MSLS0605 * Only applies to VIN 3AKJHHDR2MSLS0605		

Campaign Group	Part Description	Part Number	Qty.
B	EGR Actuator	DDE A4711502194	1
B	EGR Actuator Coolant Supply Line	DDE A4712003953	1
B	EGR Actuator Coolant Return Line	DDE A4712000161	1
B	Compressor Outlet Elbow Clamp	DDE A0019955565	1
B	Clamp OEM Bellows Pipe to Outlet Pipe	DDE A0019956044	1
B	Mounting Nut	DDE A0029905054	2
B	Mounting Stud	DDE A0029906714	2
B	Exhaust Manifold Bellows Clamp	DDE A0039950302	2
B	EGR Hot Pipe Upper Clamp	DDE A0039957802	1
B	EGR Hot Pipe Lower Clamp	DDE A0039950302	1
B	Exhaust Manifold Mounting Bolt (Short)	DDE A0199902001	2
B	Exhaust Manifold Mounting Bolt (Long)	DDE A0199902101	22
B	Mounting Bolt	DDE A0209901101	2
B	Compressor Outlet Elbow O-ring	DDE A0259974348	1
B	Mounting Gasket	DDE A4700960180	1

August 2021  
D21M6 **REV2**

Campaign Group	Part Description	Part Number	Qty.
B	Front Exhaust Manifold Pressure Tube	DDE A4711400855	1
B	Rear Exhaust Manifold Pressure Tube	DDE A4711400355	1
B	Seal, Exhaust Manifold Pressure Sensor	DDE N000000008373	2
B	Clamp, EGR Cooler Outlet Diffusor	DDE A0039957202	1
B	Exhaust Manifold Center Section	DDE A4721403014	1
B	Doser Valve Gasket	DDE A4721420580	1
B	Exhaust Manifold Spacer (Narrow)	DDE A4721420653	22
B	Exhaust Manifold Spacer (Wide)	DDE A4721420753	2
B	Exhaust Manifold Gasket	DDE A4721422580	3
B	Oil Drain Line	DDE A4721803320	1
B	Oil Drain Gasket	DDE A5411870080	1
B	Oil Supply seal ring	DDE N000000001069	1
B	Clamping Bracket	DDE A0129889378	1
B	EGR Connection Hose	DDE A4709970252	1
B	High Pressure Fuel Line Kit	DDE A4720781210	1
B	O-Ring, Needle Return Line - At Module	DDE A0309977345	1
B	O-Ring, Needle Return Line - At Cylinder Head	DDE A0309977445	1
B	Intake Manifold Gasket	DDE A4720980080	6
B	Cold Boost Pipe Seal	DDE A4720980880	1
B	Oil Module lower Seal	DDE A4721842480	1
B	Oil Module upper Seal	DDE A4721842580	1
B	Coolant Thermostat (angled inlet)	DDE A4722003715	1
B	Thermostat Seal	DDE A4722030080	1
B	Intake Manifold	DDE A4730980117	1
B	Coolant Drain Plug Seal Washer	DDE N000000001085	1
B	EGR hot pipe clamps lower	DDE A0019950502	1
B	EGR Cooler Rear Seal	DDE A4721400380	1
B	EGR Cooler Front Seal	DDE A4721400480	1
B	EGR Cooler	DDE A4721401575	1
B	EGR Cooler Outlet Elbow Seal	DDE A4721422880	1
B	Dearation Fitting Seal Ring	DDE N000000001069	2
B	Fuel Rail Clamp	DDE A4710780335	3
B	Distributor Housing	DDE A4722031361	1
B	Distributor Housing Seal	DDE A4722032680	1
B	EGR Hot Pipe	DDE A4711400513	1
B	Vibration Damper	DDE A4720352500	1
B	Exhaust Valve Cap	DDE A4720530008	6
B	Rocker Cover Seal	DDE A4720160121	1
B	Spherical Clamp, OEM Exhaust Piping	TCX T130130349AC2	1
B	Spherical Gasket, OEM Exhaust Piping	TCX AMS012	1

August 2021  
D21M6 REV2

Campaign Group	Part Description	Part Number	Qty.
C	Fuel Rail Clamp	DDE A4710780335	3
C	Engine Brake Rocker Arm	DDE A4720504334	6
C	Rocker Cover Seal	DDE A4720160121	1

Campaign Group	Part Description	Part Number	Qty.
D	Fuel Rail Clamp	DDE A4710780335	3

Campaign Group	Part Description	Part Number	Qty.
E	EGR Hot Pipe (Optional)	DDE A4711400513	1
E	EGR Hot Pipe Upper Clamp	DDE A0039957802	1
E	EGR Hot Pipe Lower Clamp	DDE A0039950302	1
E	Fuel Rail Clamp	DDE A4710780335	3
E	Engine Brake Rocker Arm	DDE A4720504334	6
E	Rocker Cover Seal	DDE A4720160121	1

Campaign Group	Part Description	Part Number	Qty.
F	EGR Hot Pipe (Optional)	DDE A4711400513	1
F	EGR Hot Pipe Upper Clamp	DDE A0039957802	1
F	EGR Hot Pipe Lower Clamp	DDE A0039950302	1
F	Fuel Rail Clamp	DDE A4710780335	3

## Labor Allowance

Table 2 – Labor Allowance for D21M6

Campaign Group	Procedure	Time Allowed (Hours)	SRT Number	Corrective Action
<b>A</b>	<input type="checkbox"/> Inspect or replace EGR valve actuator <input type="checkbox"/> Replace exhaust manifold center section <input type="checkbox"/> Replace MCM <input type="checkbox"/> Replace wire fastener <input type="checkbox"/> Replace air intake manifold <input type="checkbox"/> Replace EGR cooler <input type="checkbox"/> Program four modules <input type="checkbox"/> Replace fuel rail clamps <input type="checkbox"/> Replace coolant distributor housing <input type="checkbox"/> Replace EGR hot pipe <input type="checkbox"/> Replace vibration damper <input type="checkbox"/> Replace all six exhaust valve caps <input type="checkbox"/> Replace radiator, charge air cooler, and radiator hoses <input type="checkbox"/> Replace emission label	<b>18.8</b>	996-F099A	12-Repair Recall/Campaign
<b>B</b>	<input type="checkbox"/> Inspect or replace EGR valve actuator <input type="checkbox"/> Replace exhaust manifold center section <input type="checkbox"/> Replace wire fastener <input type="checkbox"/> Replace air intake manifold <input type="checkbox"/> Replace EGR cooler <input type="checkbox"/> Program four modules <input type="checkbox"/> Replace fuel rail clamps <input type="checkbox"/> Replace EGR hot pipe <input type="checkbox"/> Replace vibration damper <input type="checkbox"/> Replace all six exhaust valve caps <input type="checkbox"/> Replace emission label	<b>13.7</b>	996-F099B	12-Repair Recall/Campaign
<b>C</b>	<input type="checkbox"/> Replace fuel rail clamps <input type="checkbox"/> Replace engine brake rocker arm <input type="checkbox"/> Program four modules <input type="checkbox"/> Replace emission label	<b>4.2</b>	996-F099C	12-Repair Recall/Campaign
<b>D</b>	<input type="checkbox"/> Replace fuel rail clamps <input type="checkbox"/> Program four modules <input type="checkbox"/> Replace emission label	<b>1.2</b>	996-F099D	12-Repair Recall/Campaign
<b>E</b>	<input type="checkbox"/> Replace fuel rail clamps <input type="checkbox"/> Remove and inspect EGR hot pipe or replace EGR hot pipe <input type="checkbox"/> Replace all six engine brake rocker arms <input type="checkbox"/> Program four modules <input type="checkbox"/> Replace emission label	<b>4.3</b>	996-F099E	12-Repair Recall/Campaign

August 2021  
D21M6 **REV2**

Campaign Group	Procedure	Time Allowed (Hours)	SRT Number	Corrective Action
F	<input type="checkbox"/> Replace fuel rail clamps <input type="checkbox"/> Remove and inspect EGR hot pipe or replace EGR hot pipe <input type="checkbox"/> Program four modules <input type="checkbox"/> Replace emission label	1.3	996-F099F	12-Repair Recall/Campaign

### Claim Reimbursement

You will be reimbursed for your parts, labor, and handling (landed cost for Export Distributors) by submitting your claim through the Warranty system within 30 days of completing this campaign. Please reference the following information in OWL.

**NOTE:** The "Certified Emission Label Check Sheet" **MUST BE ATTACHED** to the claim in the Online Warranty Link (OWL) System. Refer to "Work Instructions" for more info.

Table 3 – Claim Reimbursement for D21M6

<b>Claim Type</b>	<b>Field Service Campaign</b>
<b>Campaign</b>	<b>D21M6</b>
<b>Component Code</b>	<b>044-003-286</b>
<b>Cause Code</b>	<b>A1-Campaign</b>
<b>Primary Failed Part</b>	<b>DDC REPORGRAM1</b>
<b>Travel time and mileage is not allowed with this campaign.</b>	
<b>Procedure A<sup>1</sup></b>	
<b>Labor Number</b>	<b>996-F099A</b>
<b>Labor Hours</b>	18.8 Hours
<b>Part Number</b>	Please refer to Group A of the Replacement Parts Table
<b>Parts Return</b>	<b>PHOTO RETURN (Emission Label Check Sheet ONLY)</b>
<b>Procedure B<sup>1</sup></b>	
<b>Labor Number</b>	<b>996-F099B</b>
<b>Labor Hours</b>	13.7 Hours
<b>Part Number</b>	Please refer to Group B of the Replacement Parts Table
<b>Parts Return</b>	<b>PHOTO RETURN (Emission Label Check Sheet ONLY)</b>
<b>Procedure C<sup>1</sup></b>	
<b>Labor Number</b>	<b>996-F099C</b>
<b>Labor Hours</b>	4.2 Hours
<b>Part Number</b>	Please refer to Group C of the Replacement Parts Table
<b>Parts Return</b>	<b>PHOTO RETURN (Emission Label Check Sheet ONLY)</b>

August 2021  
D21M6 **REV2**

Procedure D <sup>1</sup>	
<b>Labor Number</b>	<b>996-F099D</b>
<b>Labor Hours</b>	1.2 Hours
<b>Part Number</b>	Please refer to Group D of the Replacement Parts Table
<b>Parts Return</b>	<b>PHOTO RETURN (Emission Label Check Sheet ONLY)</b>
Procedure E <sup>1</sup>	
<b>Labor Number</b>	<b>996-F099E</b>
<b>Labor Hours</b>	4.3 Hours
<b>Part Number</b>	Please refer to Group E of the Replacement Parts Table
<b>Parts Return</b>	<b>PHOTO RETURN (Emission Label Check Sheet ONLY)</b>
Procedure F <sup>1</sup>	
<b>Labor Number</b>	<b>996-F099F</b>
<b>Labor Hours</b>	1.3 Hours
<b>Part Number</b>	Please refer to Group F of the Replacement Parts Table
<b>Parts Return</b>	<b>PHOTO RETURN (Emission Label Check Sheet ONLY)</b>
<sup>1</sup> Administrative time (SRT 939-6010A) for 0.3 hours is automatically added to the claim.	

This Field Service Campaign will terminate on **December 10, 2022**. Dealers will be notified of any changes.

**IMPORTANT:** OWL must be viewed prior to beginning work to ensure the vehicle is involved and the campaign was not previously completed.

All claims must be submitted within 30 days of the repair and within 30 days of the termination date of the campaign.

For questions, U.S. and Canadian dealers, contact the Warranty Campaigns Department via Web inquiry at DTNAConnect.com / WSC, or the Customer Assistance Center at (800) 385-4357. Export distributors submit a Web inquiry or contact your International Service Manager.

August 2021  
D21M6

Detroit Diesel Corporation  
13400 Outer Drive, West  
Detroit, Michigan 48239-4001  
Telephone: 313-592-5000

**\*\*Copy of Notice to Owner\*\***

**Subject: Field Service Campaign D21M6 Gen 5 Customer Demo Unit (CDU)  
and Pre-Series Unit Retrofits**

Daimler Trucks North America LLC, on behalf of its Detroit Powertrain Division, is initiating Field Service Campaign D21M6 to modify the vehicles mentioned above.

Certain Customer Demo Unit (CDU) and Pre-Series vehicles with Gen 5 engines require engine retrofits to bring the engines up to full production specifications.

Records available to us indicate that your vehicle has one of the eligible engines. Instructions for this Field Service Campaign have been sent to your local Detroit Diesel Authorized Repair Facility and the labor time required to perform this update is approximately **1.3 - 18.8 hours** depending what campaign group.

Please contact a Detroit Diesel Authorized Repair Facility to arrange to have the Field Service Campaign performed. To locate an authorized facility, search online at <https://demanddetroit.com/find-a-dealer/>

**You must make an appointment with the repair facility at least two weeks in advance of the actual repair in order for the repair facility to order and receive the required parts and certified emission label to complete this Field Service Campaign. Failure to provide advance notification to the repair facility may result in a delayed repair.**

This service will be completed for you at no charge, prior to **December 10, 2022**, under the provisions of this notice.

We are sorry to cause you this inconvenience however, we have taken this action in the interest of your continued satisfaction with our products.

**DETROIT WARRANTY CAMPAIGNS DEPARTMENT**

Enclosure

## Work Instructions

**Models Affected:** Specific 2021 Freightliner New Cascadia model vehicles, powered with Detroit Diesel Gen 5 DD15 Engines manufactured February 3, 2020, through December 14, 2020

**IMPORTANT:** Owners of vehicles have been instructed to contact the dealership in advance to have the Certified Emission Label ordered so it will be available when they arrive for the campaign. See **Certified Emission Label Ordering Instructions** on page 16.


### Corrective Procedure

Note: Please refer to the Gen 5 DD15 Platform Workshop Manual (DDC-SVC-MAN-0215) and/or the New Cascadia Workshop Manual as published in TechLit for the repair procedures required to complete the operations listed under Table 2 – Labor Allowance for D21M6, by campaign group.

### EGR Actuator Inspection

Inspect as follows:

1. Please refer to the below image.



2. If EGR actuator looks like the one in the image on the left, it will need to be replaced.

## EGR hot pipe inspection

Inspect as follows:

1. Please refer to the image below.



2. The red arrow is pointing to the date found on the EGR hot pipe. The date format is DD/MM/YY.
3. If the date is 31/07/20 or earlier, the EGR hot pipe needs to be replaced. Otherwise, it can be reused.

August 2021  
D21M6 REV2

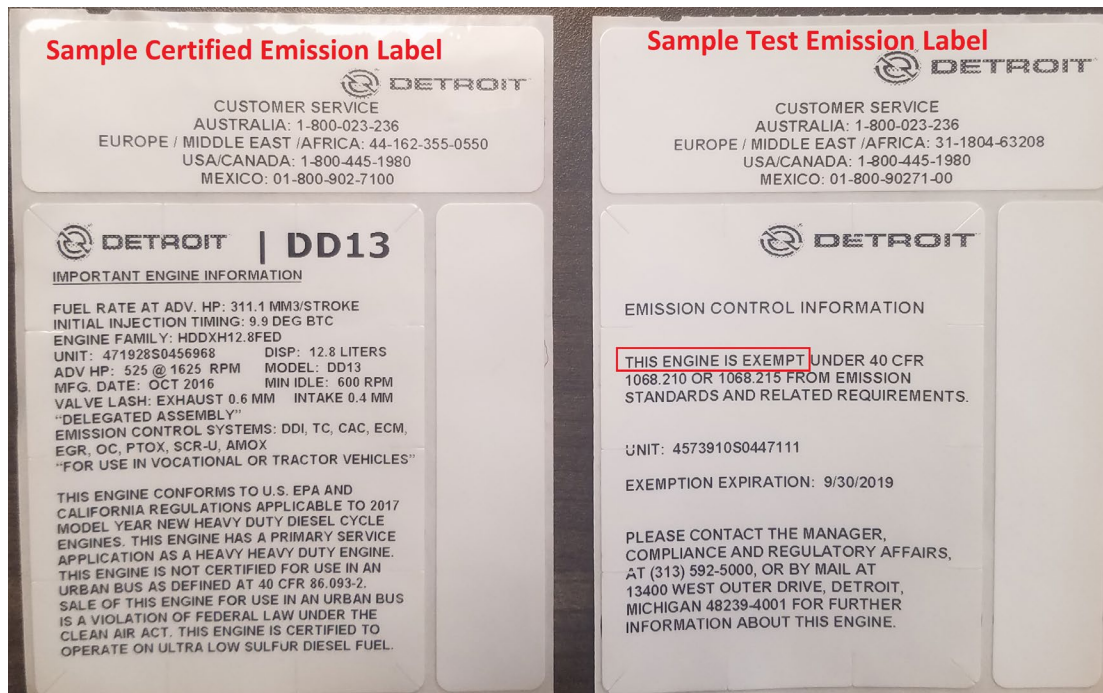
### Emission Label Replacement/Module Reprogramming

1. Begin the process by connecting DiagnosticLink® version 8.14 (or higher versions) to the vehicle. Make sure that all the powertrain modules (MCM, CPC, ACM, and TCM) are connected.
2. Make sure the VIN is correct in all powertrain modules by looking at the “Identification” screen in DiagnosticLink®. If the VIN is not correct in all modules, you can correct the VIN under the Actions drop-down menu in DiagnosticLink® by selecting the “Check VIN Synchronization” item. Select “Start” from this panel and follow the prompts. You will be prompted to cycle the key until the routine has completed. When synchronization is complete, turn the key back on and continue with the download process.
3. Refer to the below table for software and fuel map requirements.

Module	Software Level	Fuel Map Requirement
MCM	17.2.1.4	ZGS002
CPC	20.31.00.00A	N/A
ACM	8.52.3.0	ZGS001
TCM	NAMT201403	N/A

New programming features are available with DiagnosticLink® version 8.14. Please refer to the document available on DTNA Connect -> Service Diagnostic Tools -> DiagnosticLink -> DiagnosticLink 8.14 Features under Documentation on the right.

4. Remove and replace the emission label from the engine rocker cover based on the engine serial number listing included with this Field Service Campaign. Note that the old label is designed to come off in pieces during removal from the engine.



August 2021  
D21M6 REV2

5. Fill out the attached **Certified Emission Label Check Sheet** and attach the pieces of the old label to the check sheet. For verification, attach an image of the form with the removed label to the claim in OWL.

**Detroit Diesel Corporation**

I, Jon Leonard, an employee of Detroit Diesel

hereby certify the following:

I certify that the Emission Exempt Label has been removed and replaced with the MY2017-2018 Emission Certification Label for this serial number.

VIN: 2M63JN8A8Hw06789

ESN: 47194156436698

Remove Emission Exempt Label	Qty	COMPLETED
Apply Emission Certification Label	1	check <input checked="" type="checkbox"/> box
	1	<input checked="" type="checkbox"/>

Signature: [Signature]

Print Name: Jon Leonard

Date: 5-24-2019

**DETROIT**

EMISSION CONTROL INFORMATION

THIS ENGINE IS EXEMPT UNDER 40 CFR 1068.210 OR 1068.215 STANDARDS AND RELATED REQUIREMENTS

UNIT: 47194150436698

EXEMPTION EXPIRATION: 10/31/2020

PLEASE CONTACT THE MANAGER, COMPLIANCE AND REGULATORY AFFAIRS (313) 582-6050, OR BY MAIL TO: 1340 WEST OUTER DRIVE, DETROIT, MICHIGAN 48239-4001 FOR FURTHER INFORMATION ABOUT THIS ENGINE.

Send photo verification of this form and the removed label to [CSC@Daimler.com](mailto:CSC@Daimler.com) ATTN: Jon Leonard

OR

Mail the original signed form to Detroit Diesel Corporation, 13400 West Outer Drive, Detroit, Michigan 48239-4001 ATTN: Dan Moote, A06

6. Repairs are complete. Install the completion sticker.

## Completion Stickers

- Upon completion of Field Service Campaign D21M6, clean a spot on the base label (Form WAR259), write the Field Service Campaign Number (D21M6) on a blank, black completion sticker (Form WAR261), and attach it to the base label.
- Label ordering info: [DTNAConnect](#) > Services and Reference > Publications & Warranty Supplies > Warranty

### Certified Emission Label Check Sheet

### Detroit Diesel Corporation

I \_\_\_\_\_, an employee of \_\_\_\_\_

hereby certify the following:

I certify that the Emission Label has been removed and replaced with a new Certified Emission Label for this serial number.

VIN: \_\_\_\_\_

ESN: \_\_\_\_\_

	Qty.	COMPLETED check '√' box
Remove Emission Label	1	<input type="checkbox"/>
Apply New Certified Emission Label	1	<input type="checkbox"/>

\_\_\_\_\_  
Signature

\_\_\_\_\_  
Print Name

\_\_\_\_\_  
Date



Attach image verification of the form and the removed label to the claim in Online Warranty Link (OWL)

## Certified Emission Label Ordering Instructions

1. Navigate to the Order Center on DTNA Connect. See Figures 8 and 9 below.

[Order Center - Clean Idle](#)

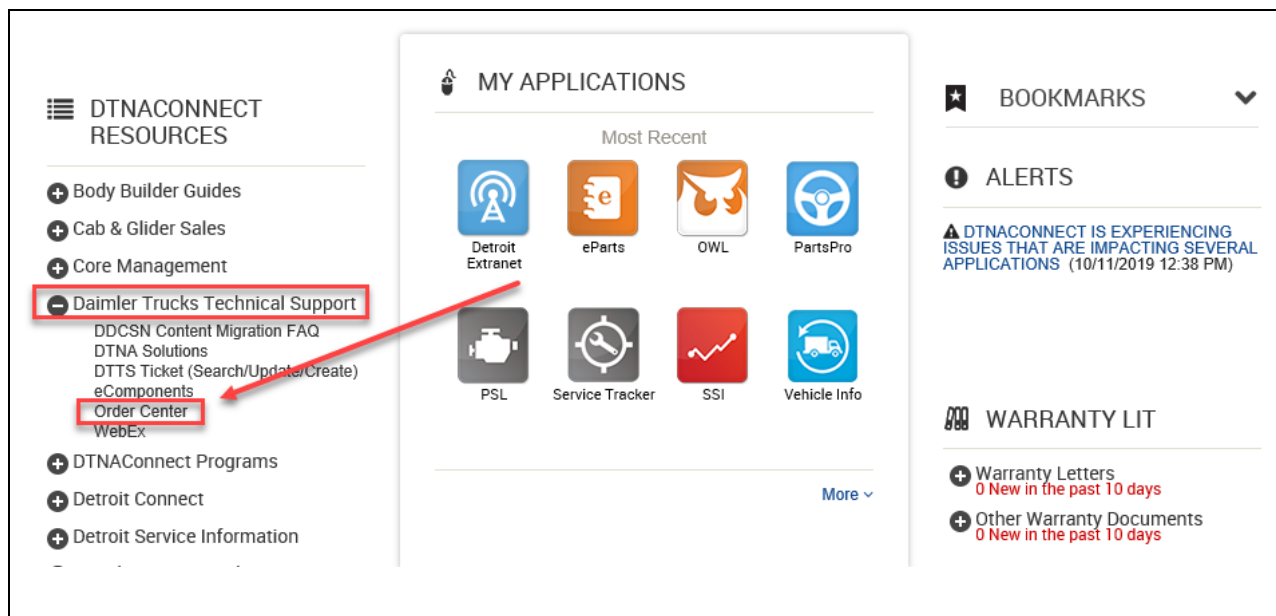


Fig. 8, DTNA Connect

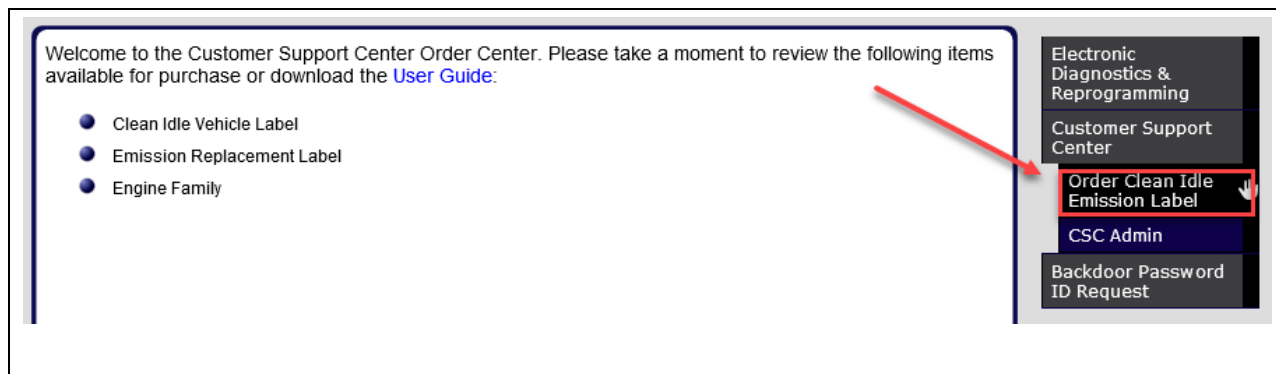


Fig. 9, Order Center

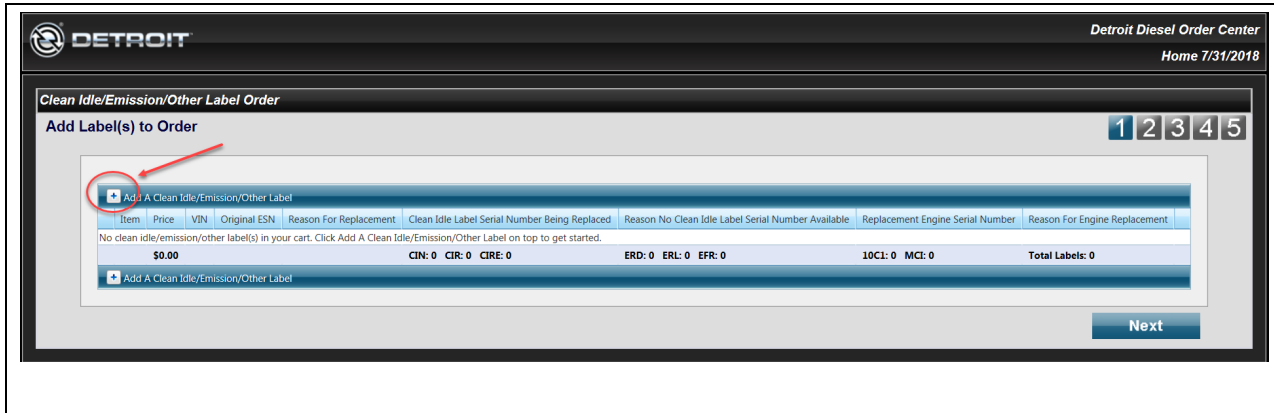


Fig. 10, Emission Label Ordering Process

2. Click the “+” icon next to “Add a Clean Idle / Emission / Other Label.” See Figure 10.
3. Use the item drop-down menu and select “2021 Campaign Label.” See Figure 11.

NOTE: The price for the 2021 Campaign Label should be \$0.00.

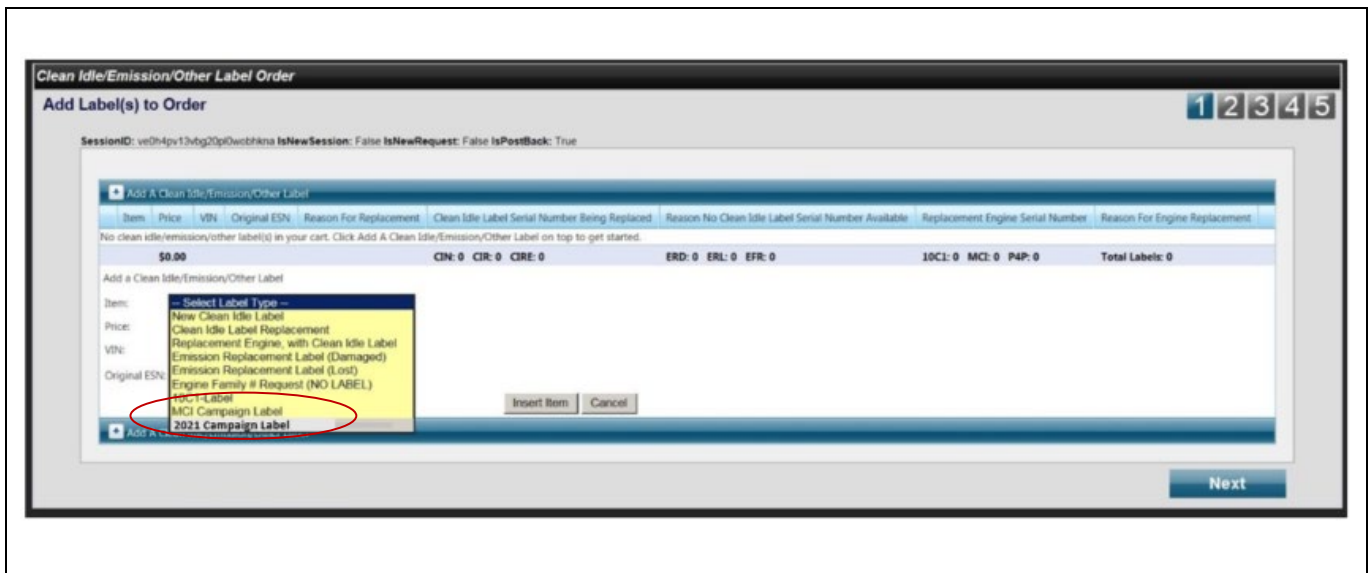


Fig. 11, Emission Label Ordering Process

4. Complete the “VIN” and “Original ESN” fields and select “Insert Item.” See Figure 12.

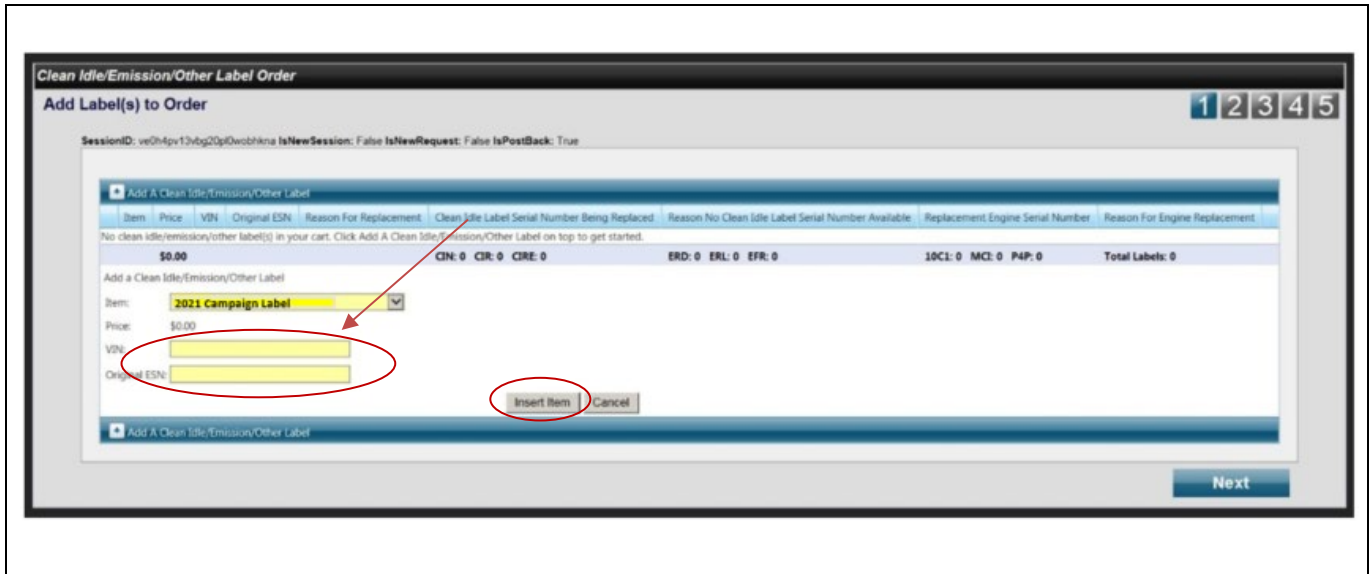


Fig. 12, Emission Label Ordering Process

5. Click “Next” to complete the ordering process. Once your request is submitted in the Order Center, you will receive an email confirmation. Submitting follow-up requests will create duplicate cases. Please call the DETROIT™ Customer Support Center CSC at 800-445-1980 or email [csc@daimler.com](mailto:csc@daimler.com) if you need to follow-up.