

Special Tool Information

918 Spyder

1406a.1 USA Only

Binder - Special Tools & Equipment


This bulletin replaces bulletin SPTL 1406a dated 11-17-14.

New Special Tools – Level 0

Attention: **Service Manager/Service Technician**

Information: The following minimum service requirement Porsche Special Tools will be arriving at your dealership soon. These tools will be distributed to all Porsche Dealers to ensure **Level 0** support of the 918 Spyder.

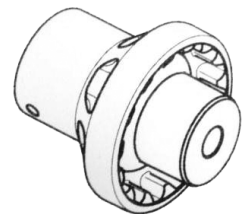
Tool Number: 9001
Order Number: 918 721 900 10
Description: Socket Insert
Application: Used to R & R exhaust system cover.
Vendor: Porsche Cars N. A.
Model: 918 Spyder



Tool Number: 9002
Order Number: 918 721 900 20
Description: Lift Plates
Application: Attached to underbody and can be latched onto lifting platform arms.
Vendor: Porsche Cars N. A.
Model: 918 Spyder



Tool Number: 9003
Order Number: 918 721 900 30
Description: Socket Insert
Application: For R & R of central locking wheel nut.
Vendor: Porsche Cars N. A.
Model: 918 Spyder



Tool Number: 9004/1
Order Number: 918 721 900 41
Description: Socket Insert
Application: For R & R of hub lock cover.
Vendor: Porsche Cars N. A.
Model: 918 Spyder



918 Spyder

1406a.1

Special Tool Information

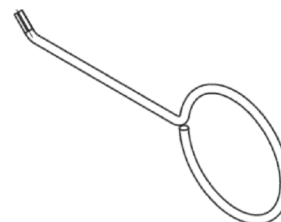
Tool Number: 9007
Order Number: 918 721 900 70
Description: Pin Wrench
Application: Used to R & R center console case.
Vendor: Porsche Cars N. A.
Model: 918 Spyder



Tool Number: 9007/1
Order Number: 918 721 900 71
Description: Pin Wrench
Application: Used to R & R center console case support.
Vendor: Porsche Cars N. A.
Model: 918 Spyder



TooTool Number: 9027
Order Number: 918 721 902 70
Description: Release Device
Application: For releasing the service disconnect switch.
Vendor: Porsche Cars N. A.
Model: 918 Spyder



Tool Number: VAS 6230B/5
Order Number: VAS 6230B/5
Description: Tensioning Sleeve
Application: For securing the wheel and tire assembly to the tire balancer.
Vendor: Snap-on
Model: 918 Spyder



Dealership	Service Manager	_____	Shop Foreman	_____	Service Technician	_____	_____	_____	_____
Distribution	Asst. Manager	_____	Warranty Admin.	_____	Service Technician	_____	_____	_____	_____
Routing									

Important Notice: Technical Bulletins issued by Porsche Cars North America, Inc. are intended only for use by professional automotive technicians who have attended Porsche service training courses. They are written to inform those technicians of conditions that may occur on some Porsche vehicles, or to provide information that could assist in the proper servicing of a vehicle. Porsche special tools may be necessary in order to perform certain operations identified in these bulletins. Use of tools and procedures other than those Porsche recommends in these bulletins may be detrimental to the safe operation of your vehicle, and may endanger the people working on it. Properly trained Porsche technicians have the equipment, tools, safety instructions, and know-how to do the job properly and safely. Part numbers listed in these bulletins are for reference only. The work procedures updated electronically in the Porsche PIWIS diagnostic and testing device take precedence and, in the event of a discrepancy, the work procedures in the PIWIS Tester are the ones that must be followed.