



Technical Service Bulletin

2064312/3 "35 Gearbox Malfunction warning on, DTC P17F900 is stored in the TCM"
35 22 42 2064312/3 January 13, 2022. Supersedes Technical Service Bulletin Group 35 number 21-40 dated December 22, 2021 for reasons listed below.

Model(s)	Year	VIN Range	Vehicle-Specific Equipment
A4, A4 allroad, A5, A5 Sportback, A5 Cabriolet	2021 – 2022	All	0CK, 0CL, or 0CJ transmission
Q5, Q5 PHEV	2021 – 2022	All	0CJ or 0DK transmission
A6, A6 allroad	2021 – 2022	All	0HL transmission
A7, A7 PHEV	2021 – 2022	All	0HL or 0DK transmission

Condition

REVISION HISTORY		
Revision	Date	Purpose
3	-	Revised <i>Warranty</i> (Updated Labor Operations for 3.0 TFSI models) Revised <i>Required Parts and Tools</i> (Added 3.0 TFSI model specific parts)
2	12/22/2021	Revised title Revised <i>Service</i> (Added Note for PHEV models) Revised <i>Warranty</i> (Updated Labor Operations for PHEV models) Revised <i>Required Parts and Tools</i> (Added 0DK specific parts and corrected part number in repair option 2)
1	10/20/2021	Initial publication

Customer states:

- The gearbox malfunction message is on.

Workshop findings:



Technical Service Bulletin

The following DTC may be stored in the transmission control module (TCM), J217 (address word 0002):

- **DTC P17F900** (Parking lock Mechanical malfunction) with symptom code 22345.

There may be various other DTCs indicating a low hydraulic pressure.

Technical Background

Not applicable.

Production Solution

Not applicable.

Service



Tip: Please read the entire work procedure before starting the actual work so the scope and number of the repair options are understood completely.

If the DTC P17F900 *with symptom code: 22345* is stored *Active/Static* (Figure 1) continue with this repair. If the DTC is not active/static and/or the symptom code does not match, this TSB does not apply.

DTC memory entry

Number:	P17F900: Parking lock Mechanical malfunction
Error type 2:	active/static
Symptom:	22345
Status:	10100111

Figure 1. DTC code, active/static, and symptom code.

1. Follow Guided Fault Finding for the DTC and if the result of the test plan states to replace the Parking Lock Solenoid N486 then proceed with this repair.

*If Guided Fault Finding recommends a different repair this TSB **does not** apply.*

2. If the result of the Guided Fault Finding test plan was to replace Parking Lock Solenoid N486 the next step is to remove the Mechatronics unit per the Elsa Repair Manual.



Technical Service Bulletin

3. After removing the Mechatronics unit perform a visual inspection of the installation of the bolts for pressure filter 2 (Figure 2, Position 10 and 11) this is the smaller of the 2 canister filters installed to the mechatronics unit with 3 bolts attaching the filter to the unit (Figure 3).

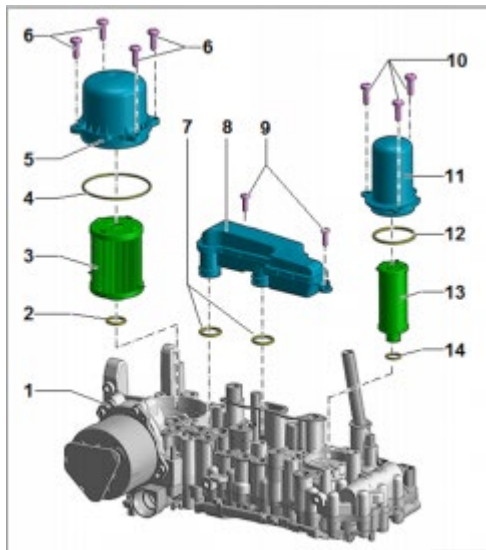


Figure 2. Mechatronics parts.

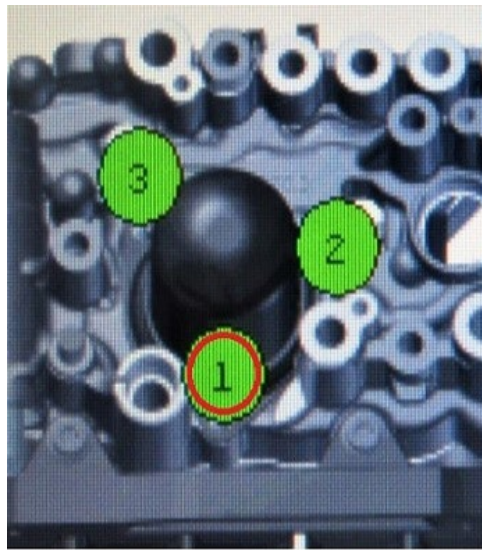


Figure 3. Bolt locations.

4. After inspecting the bolts there are 3 different repairs that can be performed depending on your findings:



Technical Service Bulletin

Option 1

One or more bolts are loose (Figure 4).

You may also see the securing ring is not flush to the valve body which would mean the bolts are loose.

If the bolts are loose, replace pressure filter 2 along with the bolts as described in the Workshop Manual. Claim Option 1 in the Warranty Table below.



Figure 4. Loose bolts.



Technical Service Bulletin

Option 2:

One or more bolt heads are broken off or missing (Figure 5).

If any of the bolts are broken, replace the Valve Body and reuse the Transmission Control Module per the Elsa Repair Manual. (If no valve body is available for your vehicle replace the Mechatronics unit and note this on the repair order). Claim Option 2 in the Warranty Table below.




Figure 5. The bolt head is missing.

Option 3:

All 3 bolts are tight. Replace the Parking Lock Solenoid N486 and the Pressure pipe for the N486 (Figure 4) per the Elsa Repair Manual. Claim Option 3 in the Warranty Table below.



Note:

PHEV Models require transmission removal which requires the HV system to be deactivated. Read and follow all of the Elsa Repair Manual steps and safety precautions.

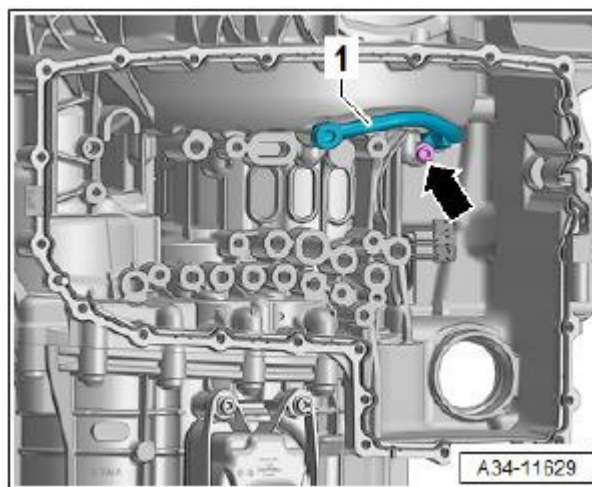



Figure 4. Pressure pipe for the parking lock solenoid.


5. After the repair, perform a test drive to confirm proper operation.

Warranty



Technical Service Bulletin

Claim Type:	<ul style="list-style-type: none"> • 110 up to 48 Months/50,000 Miles. • G10 for CPO Covered Vehicles – Verify Owner. • If the vehicle is outside any warranty, this Technical Service Bulletin is informational only. 		
Service Number:	3511		
Damage Code:	0010		
Labor Operations: (All three options)	Remove and install the mechatronic unit	3511 19XX	See SRT with associated operations
	Check mechatronic unit	3511 0199	10 TU
Repair Option #1	Replace oil filter (pressure filter)	3488 5599	20 TU
Repair Option #2	Mechatronic disassemble and reassemble (Replace valve body)	3511 3750	See SRT with associated operations
Repair Option #3	Replace hydraulic control unit	3482 5599	40 TU
	Transmission remove and install	3435 19XX (Q5 PHEV and A7 PHEV only)	See SRT with associated operations
	Catalytic converter remove + reinstall	2673 1943 (A6/A7 with 3.0 TFSI engine only)	See SRT with associated operations
Diagnostic Time:	GFF	0150 0000	Time stated on the diagnostic protocol (Max 60 TU) (PHEV Max 90 TU)




Technical Service Bulletin

	Road test prior to service procedure	No allowance	0 TU
	Road test after service procedure	0121 0004	10 TU
Claim Comment:	As per TSB #2064312/3		

All warranty claims submitted for payment must be in accordance with the *Audi Warranty Policies and Procedures Manual*. Claims are subject to review or audit by Audi Warranty.

Required Parts and Tools

Always check with your Parts Department and/or ETKA for the latest information and parts bulletins.		
All Repair options require the following parts:		
Part Number	Part Description	Quantity
See ETKA	Fasteners, Bolts, Nuts, and Screws as needed per the Elsa Repair Manual	See ETKA/ELSA
N 10156207	Oval Hexagon socket head bolts (Pan Bolts)	25 (All except ODK Transmission PHEV) 29 (ODK Transmission PHEV)
0CK325107F	Tube	01
0CK321439A	Threaded plug	02
0CK301191A (All except ODK) <i>or</i> 0DK321371 (ODK Transmission PHEV only)	Gasket	01
0DK315380	Gasket (V671)	01



Technical Service Bulletin

(ODK Transmission PHEV only)		
ODK 301 302 (ODK Transmission PHEV only)	O-Ring	01
WHT 009 273 (ODK Transmission PHEV only)	O-Ring	02
N 10739402	Bolt, hex head with shoulder	07
0CK325444	Gasket	01
0CK325445	Gasket	01
0CK325443	Gasket	01
0CK325446	Gasket	01
0CK927523	Gasket	01
0CK321371A	Gasket	01

Repair Option #1 Additional Parts:		
Part Number	Part Description	Quantity
0CK325149D	Pressure Filter	01
0CK325371D	Cover with seal	01
N 10787901	Round Head Screw	04
0CK325421A	Suction Filter	01
N 10787701	Round Head Screw	02



Technical Service Bulletin

Repair Option #2 Additional Parts:		
Part Number	Part Description	Quantity
Order to VIN	Valve Body	01
N 10801101	Hexagon socket flat	03
N 91127901	Hexalobular flange screw	04

Repair Option #3 Additional Parts:		
Part Number	Part Description	Quantity
0CK325497H	Hydraulic control unit (N486)	01
0CK301131B	Gasket	01
N 10710402	Oval hexagon socket head bolt	04
N 91126101	Hexagon socket flat head bolt	01
0CK325319A	Tube	01
N 91173601	Hexalobular flange screw	01
8W0 253 115 G	Gasket	01
Order to VIN	Clamp (Turbocharger to Catalytic converter)	01
N 911 308 01	Shouldered hex nut, self-locking	06
Order to VIN	Gasket (Catalytic converter to Front Muffler)	02

Additional Information

All parts and service references provided in this TSB (2064312) are subject to change and/or removal.



Technical Service Bulletin

©2022 Audi of America, Inc. All rights reserved. Information contained in this document is based on the latest information available at the time of printing and is subject to the copyright and other intellectual property rights of Audi of America, Inc., its affiliated companies, and its licensors. All rights are reserved to make changes at any time without notice. No part of this document may be reproduced, stored in a retrieval system, or transmitted in any form or by any means, electronic, mechanical, photocopying, recording, or otherwise, nor may these materials be modified or reposted to other sites without the prior expressed written permission of the publisher.