



## STAR ONLINE PUBLICATION



**Case Number:** S2023000017 Rev A

**Release Date:** June 2021

**Symptom/Vehicle Issue:** Whistle Wind Noise From Windshield Area.

**Discussion:** The customer may complain of a whistle wind noise from windshield area, this particular vehicle had whistle noise when going above 50 MPH. To isolate a leak area, apply wide masking tape over the windshield frame to the gap between the windshield frame and the door at the A-Pillar. See Fig.1

Drive the vehicle to see if the wind noise goes away. If this solves the issue, fold down the windshield frame and apply wide masking tape over the windshield frame outer sides over the body seam sealer, and cover the windshield frame openings at the upper frame corners. See Fig. 2 and Fig. 3

Drive the vehicle again to see if the wind noise goes away. If this solves the issue, fill the body seam sealer areas with a clear silicone such as MOPAR Glass sealer, and apply butyl patches over the windshield frame openings. See Fig 4

- Butyl Patches P/N: 05020566AB.
- MoPar Windshield and Glass sealer 04467708.

This document does not authorize warranty repairs. This communication documents a record of past experiences. STAR Online does not provide any conclusions about what is wrong with the vehicle. Rather, it captures all previous cases known that appear to be similar or related to the vehicle symptom / condition. You are the expert, and you are responsible for deciding on the appropriate course of action.

**Contact STAR Center, or your Technical Assistance Center Via TechCONNECT or eCONTACT ticket if no solution is found**



## STAR ONLINE PUBLICATION



Fig. 1

This document does not authorize warranty repairs. This communication documents a record of past experiences. STAR Online does not provide any conclusions about what is wrong with the vehicle. Rather, it captures all previous cases known that appear to be similar or related to the vehicle symptom / condition. You are the expert, and you are responsible for deciding on the appropriate course of action.

**Contact STAR Center, or your Technical Assistance Center Via TechCONNECT or eCONTACT ticket if no solution is found**



## STAR ONLINE PUBLICATION

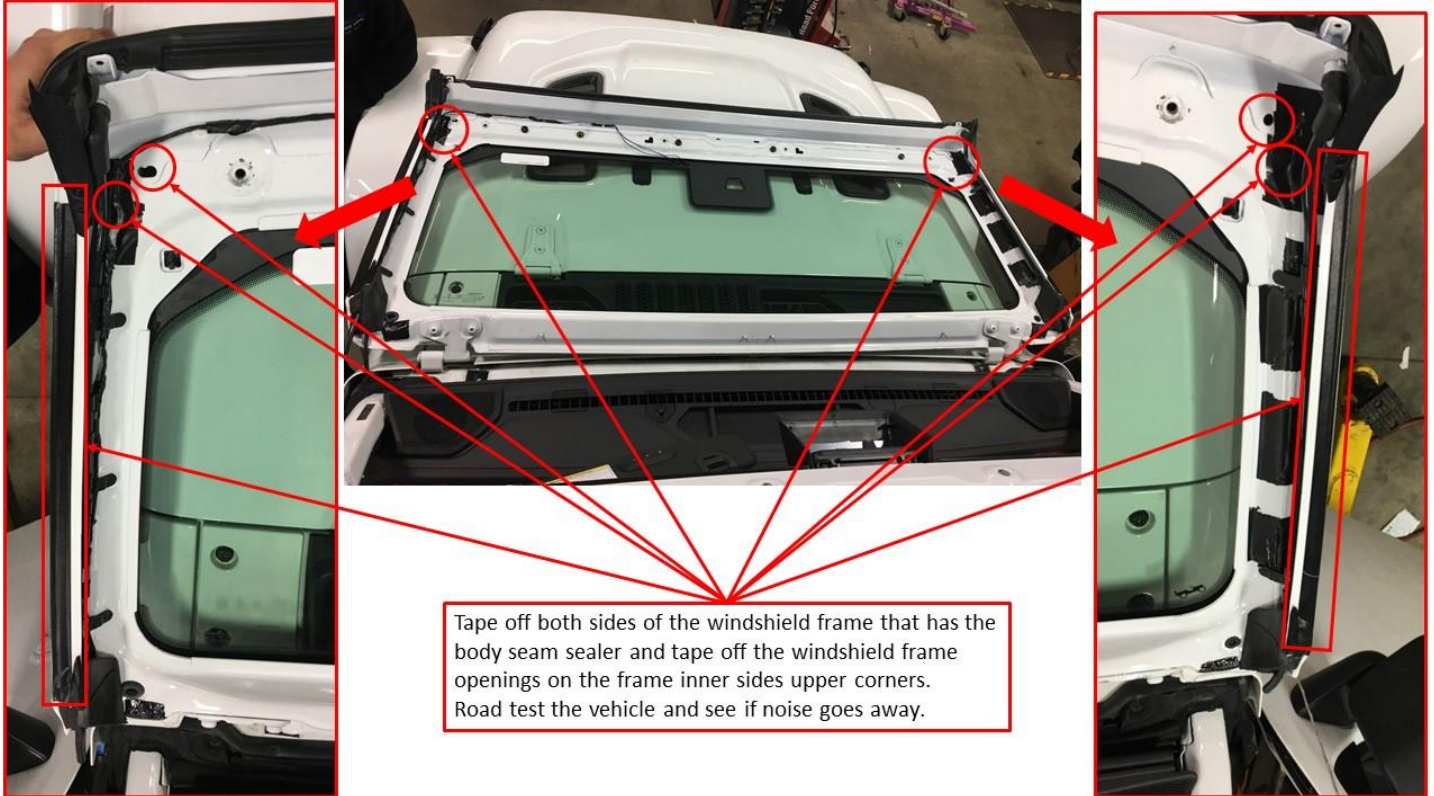


Fig. 2

This document does not authorize warranty repairs. This communication documents a record of past experiences. STAR Online does not provide any conclusions about what is wrong with the vehicle. Rather, it captures all previous cases known that appear to be similar or related to the vehicle symptom / condition. You are the expert, and you are responsible for deciding on the appropriate course of action.

**Contact STAR Center, or your Technical Assistance Center Via TechCONNECT or eCONTACT ticket if no solution is found**



## STAR ONLINE PUBLICATION




Fig. 3

This document does not authorize warranty repairs. This communication documents a record of past experiences. STAR Online does not provide any conclusions about what is wrong with the vehicle. Rather, it captures all previous cases known that appear to be similar or related to the vehicle symptom / condition. You are the expert, and you are responsible for deciding on the appropriate course of action.

**Contact STAR Center, or your Technical Assistance Center Via TechCONNECT or eCONTACT ticket if no solution is found**



## STAR ONLINE PUBLICATION




Fig. 4

This document does not authorize warranty repairs. This communication documents a record of past experiences. STAR Online does not provide any conclusions about what is wrong with the vehicle. Rather, it captures all previous cases known that appear to be similar or related to the vehicle symptom / condition. You are the expert, and you are responsible for deciding on the appropriate course of action.

**Contact STAR Center, or your Technical Assistance Center Via TechCONNECT or eCONTACT ticket if no solution is found**