



STAR ONLINE PUBLICATION




Case Number: S2121000002

Release Date: 03/04/2021

Symptom/Vehicle Issue: Transmission Fluid Leak Inspection, Transmission Cooler Line Inspection

Discussion: As part of launch awareness and quality assurance, the quick connect TOC (transmission oil cooler) lines should be inspected for leaks and full engagement. Use the attached photos as a reference guide while examining the cooler lines, PG 1, 2.



Locate TOC line connections to radiator at the front right side of the truck.

Perform a push/pull/push on both lines to verify they are fully seated.


Pg 1

This document does not authorize warranty repairs. This communication documents a record of past experiences. STAR Online does not provide any conclusions about what is wrong with the vehicle. Rather, it captures all previous cases known that appear to be similar or related to the vehicle symptom / condition. You are the expert, and you are responsible for deciding on the appropriate course of action.



Contact STAR Center, or your Technical Assistance Center Via TechCONNECT or eCONTACT ticket if no solution is found



STAR ONLINE PUBLICATION



Pull back the black assurance cap and inspect the joint. Look for the line being fully seated as shown. Three spring clip loops should be visible .



Clip the black assurance caps back onto the fittings.

Perform a second push/pull/push on both lines to verify they are fully seated.

This document does not authorize warranty repairs. This communication documents a record of past experiences. STAR Online does not provide any conclusions about what is wrong with the vehicle. Rather, it captures all previous cases known that appear to be similar or related to the vehicle symptom / condition. You are the expert, and you are responsible for deciding on the appropriate course of action.

Contact STAR Center, or your Technical Assistance Center Via TechCONNECT or eCONTACT ticket if no solution is found