



S.A.T.	263 MV
area	n°

Service Bulletin

Service Bulletin - Technisches Rundschreiben - Circulaire Technique - Circular Tecnica

Date: 05 February 2021



Subject: Fusebox holder

Product: Brutale 1000 Serie Oro - RR - Rush

Brutale 1000 Oro - RR:
Rush:

from VIN...LV000011 to VIN...MV000629
from VIN...MV000334 to VIN...MV000709

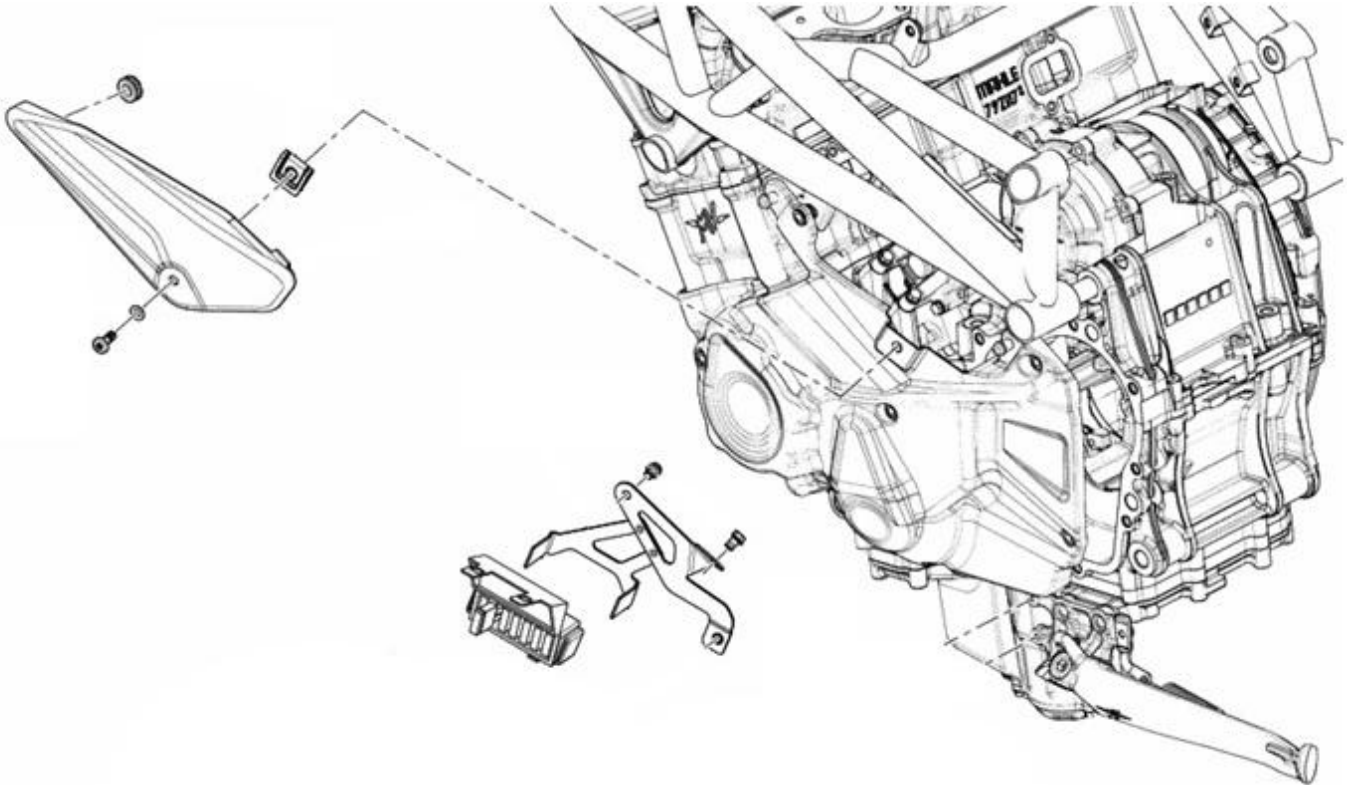
As a result of continuous monitoring of the quality of our product it has been found that for the Brutale 1000 Serie Oro - RR - Rush motorbike purchased by you, it is necessary to apply a rubber protection on the fuse-holder as an accidental contact with the wiring could damage the harness:



We ask you to check and possibly updateduring the pre-delivery phase, during a maintenance service or at the first useful opportunity at your workshop.

PROCEDURE FOR IDENTIFICATION OF NON-COMPLIANT PART:

It will be possible to identify the motorcycles that needs to be updated by removing the aluminum cover on the left side of the bike, using a 4mm Allen key and acting on the quick release screw; Once the cover has been removed, remove the fuse box from its support and check the presence or absence of the rubber protection on the previously indicated area.



REQUEST FOR WARRANTY REFUND FOR LABOR (PHASE 1):

To obtain a refund for the labour, in addition to the complete motorcycle data, it is necessary to send a Warranty claim using the following information:

- Warranty type = 3 options available:
 - New motorcycles in stock NOT REGISTERED = **GP**
 - Motorcycles sold with activated warranty = **GC**
 - Motorcycles sold with expired warranty = **GE**
- Operation code: **X999** with labour time of **0.1 hours**
- Problem code: **099**
- Problem date: **date of insertion of warranty claim**
- Spare part code: **8D00B4458 x1**
- It is also mandatory to include the reference "**CT 263**" in the warranty claim's notes.

WARRANTY CLAIM (STEP 2):

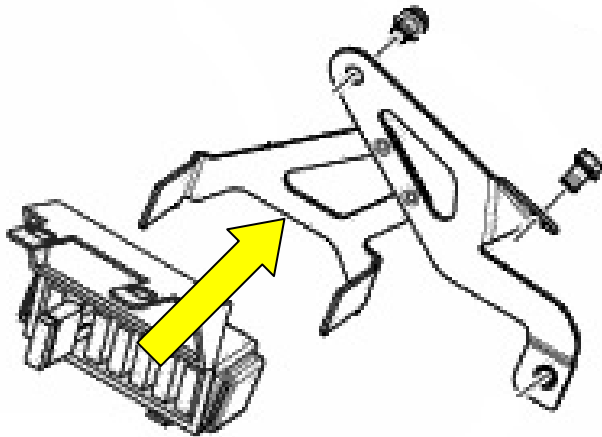
After the validation of the warranty claim by the MV Agusta Technical Assistance Service, you will automatically receive the spare parts selected to update your vehicle.

Once the update has been carried out, it will be necessary to complete the Warranty Request procedure by entering the repair date: the insertion of the repair date in the warranty request is valid as certification of the reclamation of the motorcycle by the dealer and also allows the payment of labour concerning the work performed.

NOTE: we remind you that according to the new features and warranty management procedures, the insertion of the repair date is essential and mandatory as per technical communication no. 004/17.

Detail and application of parts:

After removing the aluminium cover on the left side of the motorbike and removing the fuse box from its support, clean the surface indicated carefully and apply the rubber protection code **8D00B4458** (the protection is already supplied with adhesive):



Please place the fuse box back on its support, taking care to keep the wiring away from the edge of the support and reassemble the previously removed aluminium cover.

Thanking you in advance for your cooperation, we remain at your disposal for any technical / commercial support.

Best regards,
MV AGUSTA MOTOR S.p.A.
Technical Assistance Service