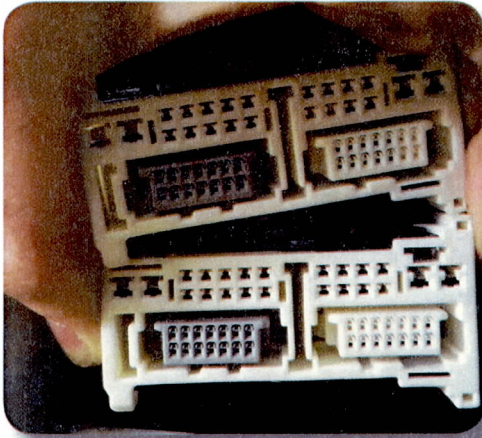



2015 CX-5

CONNECTOR C-04 AND C-08 SERVICE CAUTION


When performing electrical repairs on the rear harness, take caution when re-connecting connectors C-04 and C-08. Both connectors are identical and near the same location. If connected incorrectly, multiple electrical malfunctions will occur.



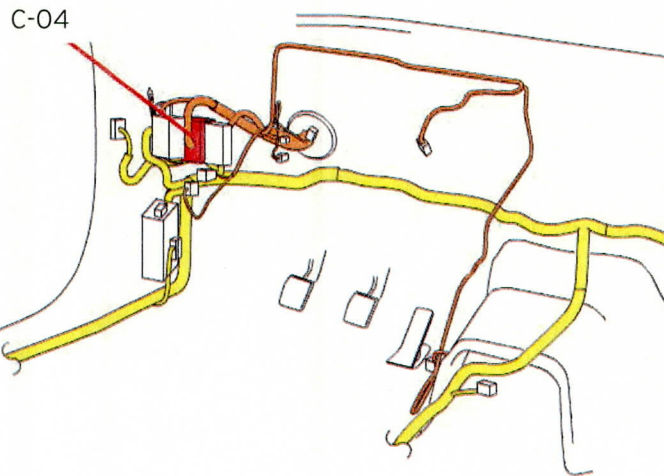
This image shows both C-04 and C-08 connectors side by side



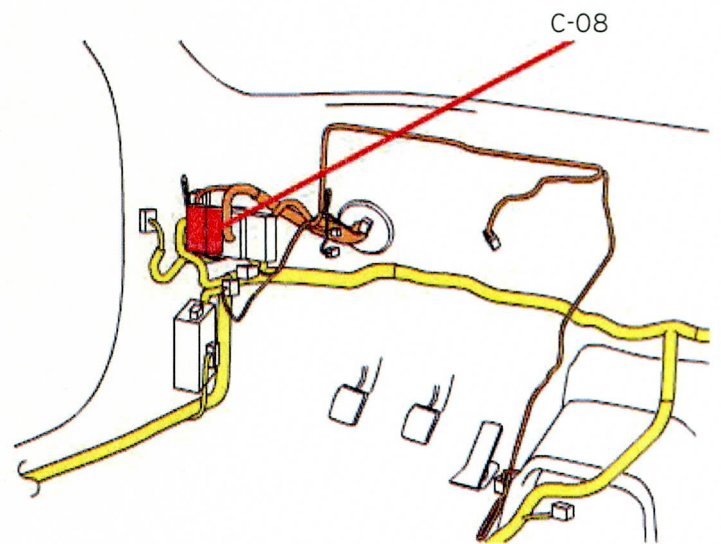
This image shows both C-04 and C-08 connectors installed **correctly**



This image shows both C-04 and C-08 connectors installed **incorrectly**



Front Harness-Rear harness



Instrument Panel Harness-Rear harness

Special thanks to master technician Tyler Celauro from Bright Bay Mazda in Bay Shore, New York. Tyler has been rewarded \$50 value in Reward Performance by Mazda (RPM) points for submitting this valuable technical information.

An editorial board comprised of MNAO service staff members generates, collects, and verifies information for this publication. © 2016 Mazda Motor of America, Inc.

To contribute repair tip ideas, send an e-mail to mtips@mazdausa.com or fax to (949) 442-6599. If we select your repair tip, you will receive \$50 value in Reward Performance by Mazda (RPM) points for your efforts. All contributions become property of MNAO, which assumes permission to publish them without further consideration.