



# Service Campaign 72-06

**MODELS**

**AFFECTED:** 2021 & 2022 Forza and Inspire models

**DATE:** December 28, 2021

**SUBJECT:** Missing Seal

**PLEASE FORWARD THIS INFORMATION TO YOUR RV SERVICE MANAGER.**

Winnebago Motorhomes is conducting a Field Service Campaign on certain 2021 and 2022 Forza and Inspire models. It has been determined the bulb seal may be missing from the 12V breaker compartment.

**Affected Vehicles and Owner Notification**

Attached to this letter is a list of subject vehicles which were shipped to your dealership. Customers with affected vehicles are being sent a letter notifying them of the service campaign. Owners are directed to contact a Winnebago Motorhome dealer for the service campaign to be performed at no cost to them. A copy of the owner notice is provided for your information.

**Repair Procedure**

Refer to instruction sheet.

**Reimbursement**

When the service has been completed, submit a warranty claim using the operation number and TIC code listed below.

DESCRIPTION	OPERATION NUMBER	TIME ALLOWANCE	TIC CODE
Missing Seal - Inspect Only	05720699	0.2	7206SB
Missing Seal - Repair	05720600	0.3	7206SB

**NOTE:** If the repair is needed, both operation numbers will be used for a total time of 0.5.

If the vehicle is out of warranty, use service authorization 73G7206T when filing your claim.

**FINAL CLAIMS NEED TO BE SUBMITTED BY JUNE 28, 2022.**

Perform this procedure on all subject vehicles currently in your inventory. **DO NOT DELIVER ANY SUBJECT UNITS TO A CUSTOMER UNTIL THIS CORRECTIVE ACTION HAS BEEN TAKEN.**

**If You Need Assistance**

If dealer technical assistance is needed, please contact the Winnebago Motorhome Technical Service Department at (866) 653-4329 from 8:00 a.m. to 4:30 p.m. Central Time or by e-mail at: techservice@wgo.net.

Thank you for your cooperation.

Dean Casad  
Director of Customer Support, Winnebago-brand RVs



## 2021 & 2022 Forza & Inspire

### Missing Seal

**Overview:** This campaign is to ensure the 12V breaker compartment has the proper bulb seal.

Read the entire instructions carefully before starting the procedure. If you have any questions, please contact the Winnebago Motorhome Technical Service Department by calling 1-866-653-4329 or by email: [techservice@wgo.net](mailto:techservice@wgo.net). This document is confidential and is intended for dealer use only.

#### Procedure:

1. Inspect forward section of driver's side rear compartment to determine if seal is missing.




Figure 1 - Missing Seal



Figure 2 - Seal Installed

2. If seal is missing, order 5 feet of 316686-01-01A seal-bulb/single-black on a FastTrack Standard Parts order through WinPortal.
3. Beginning at bottom center of compartment opening, clip seal around the opening (Figure 3). Be careful not to leave any strands of metal wire exposed that could cause potential injury.





Figure 3

4. Working in a clockwise pattern, begin clipping on the seal all the way around the opening. It is recommended to use a hammer to gently tap the seal to make sure it is all the way clipped in at the corners.



**Figure 4**

5. When seal is fully installed, cut the seal at the splice ensuring the cuts are flush with each other and there are no gaps or overlap.



**Figure 5**



**Figure 6**



**FOR YOUR INFORMATION  
-COPY OF OWNER INFORMATION-**

RE: BODY SERIAL  
CHASSIS SERIAL

Dear Winnebago RV Owner:

When you purchased your new Winnebago RV, you also received our commitment to provide you with a quality product and our dedication to continuing customer satisfaction. In keeping with this commitment, we are notifying you of a service issue that may affect your Winnebago RV.


Winnebago is conducting a Field Service Campaign on certain 2021 and 2022 Winnebago Forza and Inspire models. This campaign is to ensure the 12V breaker compartment is properly sealed.

Our records indicate that you have purchased a vehicle with the serial number which appears above.

**What You Can Do**


To avoid an unnecessary trip to your dealer, you can inspect the forward section of your driver's side rear compartment to determine if the seal is missing.

- If the compartment resembles Figure 1, the campaign does not need to be completed. You can notify us by completing the postcard included with this letter or contacting us at [customer care@wgo.net](mailto:customer care@wgo.net) or (800) 537-1885 with your Winnebago Body Serial Number and we will remove your coach from the campaign.
- If the compartment resembles Figure 2, the campaign will need to be performed. Contact your Winnebago dealer to arrange for a service appointment.



**What We Will Do**

If you are not comfortable performing the inspection, contact your Winnebago dealer to arrange for a service appointment. Your dealer will inspect the compartment and install the seal if needed. Please allow sufficient time for your dealer to process your vehicle on the date of the appointment. The actual repair will take less than 1 hour.



**Important**

This campaign and the offer to provide service are being done at no charge to you. The offer for a no cost repair is valid until June 28, 2022 at which time the campaign will be closed.

**If You Need Assistance**

If you have questions or need assistance, please contact Winnebago Motorhome Customer Care at (800) 537-1885 Monday through Friday from 8:00 a.m. to 4:30 p.m. Central Time or by email: [customer care@wgo.net](mailto:customer care@wgo.net).

We are sorry to cause you this inconvenience. We have taken this action in the interest of your continued satisfaction with our products. This letter does not constitute an acknowledgement of legal liability.

Thank you for choosing a Winnebago RV.

Winnebago  
Forest City, IA 50436