

Noise On Upper Instrument Panel Cover (Center-Fill Grill) In Model Series 213, 238, or 257

Topic number	LI68.10-P-064592
Version	12
Function group	68.10 - Instrument panel
Date	9/14/21
Validity	BR213, BR238, BR257
Reason for change	Creation of TIPS case and analysis sheet no longer required

Complaint

Noise on instrument panel cover at top through sound excitation or irregularities in the road surface (General rattle/vibration noise).

Cause

Cover (centerfill grille) touches instrument panel.

Remedy

Cut felt to size 10X25 mm.

Apply felt to marked area (Pic. 1).


Apply light coating of Krytox A000 989 36 60 to clip contact areas (Pic. 2).

Fit non-woven cloth (pic. 3, 4 and 5).


A213 689 10 00 (LHD, RHD not HUD)

A213 689 11 00 (LHD, RHD HUD variant)

In addition, for all variants (LHD/RHD;with and without HUD), cut pieces of felt to size 15x40x1 and glue around the left and right hooks of the defroster vent.

Attachments	
File	Description
Abdeckung Instrumententafel oben Pic.1.JPG	A rib is located at this point on the component. A 10x2x25 mm piece of felt must be fitted over this rib.
	
Abdeckung Instrumententafel oben Pic.2.JPG	Apply coating of Krytox to these points

XENTRY TIPS



Abdeckung Instrumententafel oben Pic.3.JPG

Attach matting to front of tabs on centerfill grille



Abdeckung Instrumententafel oben Pic.4.JPG


Fix non-woven cloth into place on metal clamps



Haken der Entfrosterdüse Filzen Pic.6.JPG


Glue felt around left and right hooks of defroster vent

XENTRY TIPS



Abdeckung Instrumententafel oben Pic.5.JPG

Make sure that the opening in the area of the catch hooks was correctly mounted



Symptoms

Body > Interior equipment > Instrument panel > Noise

Parts

Part number	ES1	ES2	Designation	Quantity	Note	EPC
A0019834010	05		Felt strip	3	Cut felt strips to suitable size	X
A0009893660			Krytox	1		X
A2136891000			Matting	1		X
A2136891100			Matting	1	HUD variant	X

Operation numbers/damage codes

Op. no.	Operation text	Time	Damage code	Note
680000	REMOVE/INSTALL UPPER INSTRUMENT PANEL COVER	001	6830036	
680000	APPLY FELT TO INSTRUMENT PANEL COVER	002	6830036	Apply felt to marked points (Pic.1)