



GROUP	MODEL
BOD	2022MY Carnival (KA4)
NUMBER	DATE
303	December 2021

## TECHNICAL SERVICE BULLETIN

SUBJECT:

### SERVICE ACTION: NOISE WHEN OPENING AND CLOSING FUEL FILLER DOOR (SA486)

This bulletin provides information to attach felt pads to the fuel filler door on some 2022MY Carnival (KA4) vehicles produced from June 1, 2021 through September 2, 2021, which may exhibit a “squeak” or rubbing noise when opening and closing the fuel filler door. Follow the procedure outlined in this publication to inspect for the noise and, if present, attach pads to the fuel filler door to prevent this noise. Before conducting the procedure, verify that the vehicle is included in the list of affected VINs.



#### NOTICE

A Service Action is a repair program without customer notification that is performed during the warranty period. Any dealer requesting to perform this repair outside the warranty period will require DPSM approval.

Repair status for a VIN is provided on WebDCS (Service → Warranty Coverage → Warranty Coverage Inquiry → Campaign Information). Not completed Recall / Service Action reports are available on WebDCS (Consumer Affairs → Not Completed Recall → Recall VIN → Select Report), which includes a list of affected vehicles.

This issue number is SA486.

**Inspection Procedure:**

1. Open and close the fuel filler door (A) two (2) times.
  - If a “squeak” or rubbing noise is heard when opening or closing the door, proceed to the Repair Procedure to attach non-woven pads to the door.




[Click here for a video example of the noise and repair procedure](#)

- If no abnormal noise is heard, no further action is necessary. Return vehicle to customer.

**Repair Procedure:**

1. Inside the fuel door (A), release the fuel door cover locking tab (B) using a flat-head screwdriver.


Detach the fuel door cover (A) by pulling it outward in the direction of the arrow.



2. Attach two (2) pads (C), PN 81595 R0001QQK, one at each outer end of the fuel filler door panel (A) as shown.
3. Reassemble the fuel filler door in the reverse order of disassembly.

**Note:** When reinstalling the fuel filler door panel, push the panel until a “tick” sound is heard to ensure it is securely attached.

- 4a. Verify the squeak/rubbing noise is no longer present by opening and closing the fuel filler door two (2) times.
- 4b. If the noise is still heard, repeat the Repair Procedure to attach two (2) more pads on top of the previously attached ones (one on each side).




SUBJECT:

**NOISE WHEN OPENING/CLOSING FUEL FILLER DOOR (SA486)****AFFECTED VEHICLE RANGE:**

Model	Production Date Range
Carnival (KA4)	June 1, 2021 to September 2, 2021

**REQUIRED PART:**

Part Number	Part Name	Specifications	Figure	Qty.
81595 R0001QQK*	Non-woven Pad	<ul style="list-style-type: none"> <li>- Material: 100% Polyester</li> <li>- Thickness: 1mm</li> <li>- Dimensions: 5mm x 15mm</li> </ul>		2 per vehicle**

\*Each part number consists of 100 stickers, pre-cut to 5mm x 15mm, which can repair 50 vehicles.

\*\*Some vehicles may require four (4) pads to resolve the noise.

**WARRANTY INFORMATION:**

**N Code: N99 C Code: C99**

Claim Type	Causal P/N	Qty.	Repair Description	Labor Op Code	Op Time	Replacement P/N	Qty.
V	69511 R0000	0	(SA486) Noise Inspection	210108R0	0.1 M/H	N/A	0
			(SA486) Noise Inspection + Attach Non-woven Pads on Fuel Filler Door	210108R1	0.3 M/H		

**Note:** Use sublet code 'X1' for reimbursement of non-woven pads (PN 81595 R0001QQK) for a maximum of \$5.00 per vehicle.

**NOTICE**

VIN inquiry data for this repair is provided for tracking purposes only. Kia retailers should reference SA486 when accessing the WebDCS system.

