

Field campaign

Topic	Bentayga Hybrid - Left hand rear jacking block replacement and coolant pipe check (SC 21/38)
Market area	China 796 VW Import Comp. Ltd (Vico), Beijing (6796),Germany E02 Bentley rest Europe (6E02),Japan E03 Bentley Japan (6E03),United Kingdom E01 Bentley UK (6E01),United States E05 Bentley USA and rest America (6E05)
Brand	Bentley
Transaction No.	2064824/1
Campaign number	EC21
Note	
Type	
US code	

Vehicle data

Bentayga Hybrid

Sales types

Type	MY	Brand	Designation	Engine code	Gearbox code	Final drive code
4V14F9	2021	E		*	*	*
4V14F9	2022	E		*	*	*
4V14F9	2023	E		*	*	*

Chas is numbers

Manufacturer	Filler	Type	Filler	MY	Factory	From	To	Prod from	Prod to
SJA	*	*	*	*	*	037638	039963		
SJA	*	*	*	*	*	011077	011177		

Documents

Document name
master.xml
sc2138vinlist.pdf

Notes

- [Repair instructions](#)

Technical background

Due to possible a clash condition between the high voltage system coolant pipe and the left hand rear jack block - Figure 1 (point A) the original left hand rear jack block must be replaced

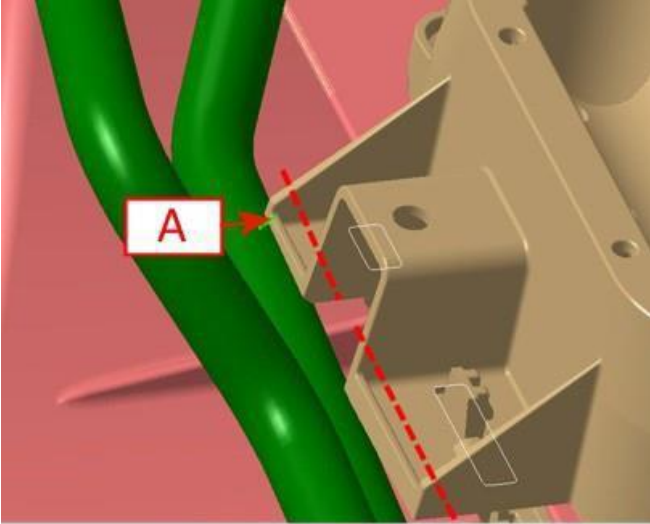


Figure 1

Figure 2 shows the clash condition looking from the underside towards the left hand rear jack block and pipe (circled)



Figure 2

- Figure 3 shows the original jack block NOTE: The area (circled) shows excess material which can clash with the pipe

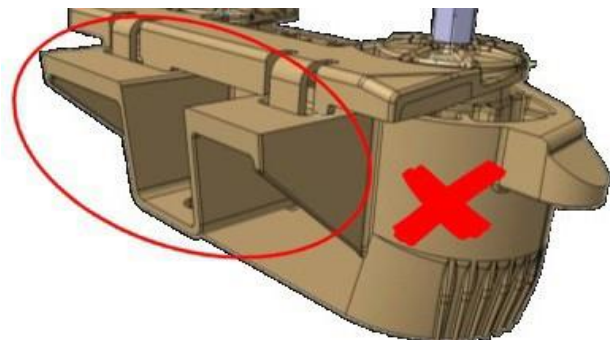


Figure 3

- Figure 4 shows the replacement jack block 4M0 802 847B



Figure 4

Remedy

- The left hand jack block requires replacement
- A visual inspection of the high voltage system coolant pipe (situated adjacent to the left hand jack block) is required

NOTE: Depending on the outcome of the inspection, the coolant pipe may require replacement (Refer the Work section)

Customer notification

Ensure the instructions within this service campaign are conducted at the nearest opportunity

Make a note of the required action on the workshop order before it is signed by the customer

If it is omitted to perform the work required during a workshop visit, the customer should be notified

You should also pass on this information to your new and used car sales departments to allow affected vehicles to be checked and repaired immediately

Warranty accounting instructions

Warranty type 710 or 790

Damage service number EC21

Damage code 00 66

Section 1 (All VIN's)

Labour

Labour operation code 68 91 41 00

Time 10 TU

Criteria 01

Section 2 only

Labour

Labour operation code 93 86 19 30 (Use 99 index until 11/11/21)

Time 220 TU (includes road test)

Genuine parts

All VIN's

Part number	Description	Quantity
4M0 802 847B	Left hand rear jacking block	1

The following parts should only be ordered in the event that the coolant pipe is required to be replaced as per the instructions within the Work section (Section 2)

Part number	Description	Quantity
4M0 122 175L	Left hand coolant pipe assembly	1
N906 869 01	Spring band clips	3
Refer to ETKA	Coolant	As required

5Q0 121 809A

Anti tamper lock for the high voltage coolant reservoir cap

1

Parts supply

The required replacement parts must be ordered from Bentley Motors Limited Crewe or through your regional Bentley parts distribution centre

Parts despatch control

Not applicable

Repair instructions

• **Notes**

Technical background

Due to possible a clash condition between the high voltage system coolant pipe and the left hand rear jack block - Figure 1 (point A) the original left hand rear jack block must be replaced

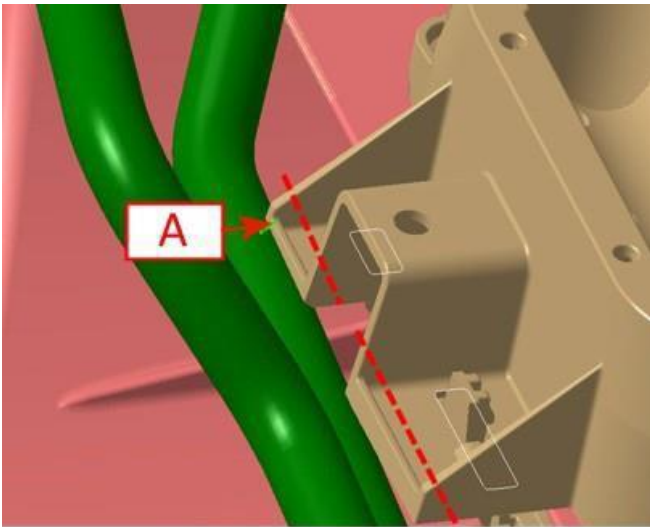


Figure 1

Figure 2 shows the clash condition looking from the underside towards the left hand rear jack block and pipe (circled)



Figure 2

- Figure 3 shows the original jack block NOTE: The area (circled) shows excess material which can clash with the pipe

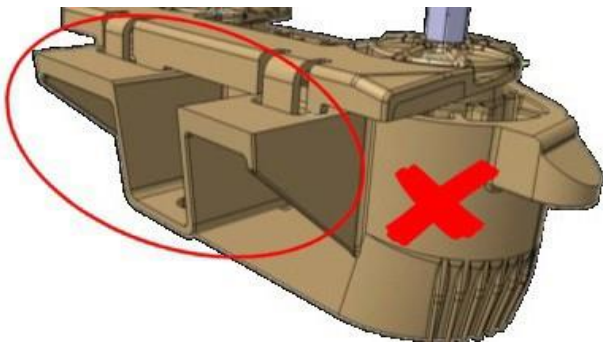


Figure 3

- Figure 4 shows the replacement jack block 4M0 802 847B



Figure 4

Check

If the vehicle is not already listed as repaired in the “Repair history” (in Elsa Pro) refer to the Identification section
Should neither be evident (“Repair history” or applicable paint marks) carry out the required work in accordance with these instructions

Genuine parts

All VIN's

Part number	Description	Quantity
4M0 802 847B	Left hand rear jacking block	1

The following parts should only be ordered in the event that the coolant pipe is required to be replaced as per the instructions within the Work section (Section 2)

Part number	Description	Quantity
4M0 122 175L	Left hand coolant pipe assembly	1
N906 869 01	Spring band clips	3
Refer to ETKA	Coolant	As required
5Q0 121 809A	Anti tamper lock for the high voltage coolant reservoir cap	1

Work



- Hybrid vehicles use a High voltage system and **MUST** only be worked on by suitably qualified personnel
- Please ensure all guidelines within the repair manual are strictly followed before and whilst conducting any work on vehicles with a High voltage system

[Section 1 - Left hand rear jacking block replacement and coolant pipe check](#)

1) Remove the left hand rear jack block assembly and fixings as shown in Figure 5




Figure 5

- Dispose of all parts as per all local environmental guidelines

3) Conduct a thorough inspection of the coolant pipe (Figure 6)




Figure 6

NOTE: In the event the coolant pipe has no signs of a clash condition

Or

Has very light scratches due to minimal contact between the jack block and coolant pipe (as shown in Figure 7 - Arrows) - No further action is required - Carry out Section 1 (step 4)



Figure 7



IMPORTANT: In the event the coolant pipe has signs of damage for example:

- Damage to the pipe is clearly visible
- The pipe is dented or distorted
- The pipe is worn/chaffed or has signs of rubbing

IMPORTANT: Should any of the afore mentioned issues be applicable the operative MUST conduct Section 2 to completion

VERY IMPORTANT: Should a coolant leak be evident, the operative MUST raise a technical DISS query and attach clear photos of the following:

- Coolant leak
- Condition of the pipe
- High voltage coolant level in reservoir
- Full ODISlog

IMPORTANT: Await feedback before conducting any further work

4) Should no issues be evident regarding the coolant pipe the operative must fit the replacement left hand jack block - 4M0 802 847B as per the applicable Maintenance chapter (Elsa Pro)

Section 2 - Coolant pipe replacement

- 1) Referring to the applicable Rep.Gr - Remove the left hand undersheets
- 2) Referring to Rep.Gr 19 - Drain the high voltage coolant circuit - Draining, filling and bleeding the high-voltage coolant circuit
- 3) Replace the coolant pipe assembly (Figure 8) noting the following:
 - Order and replace the clips (x3) shown at (Point A)
 - The clip shown at (Point B) is part of the assembly and therefore does not require ordering

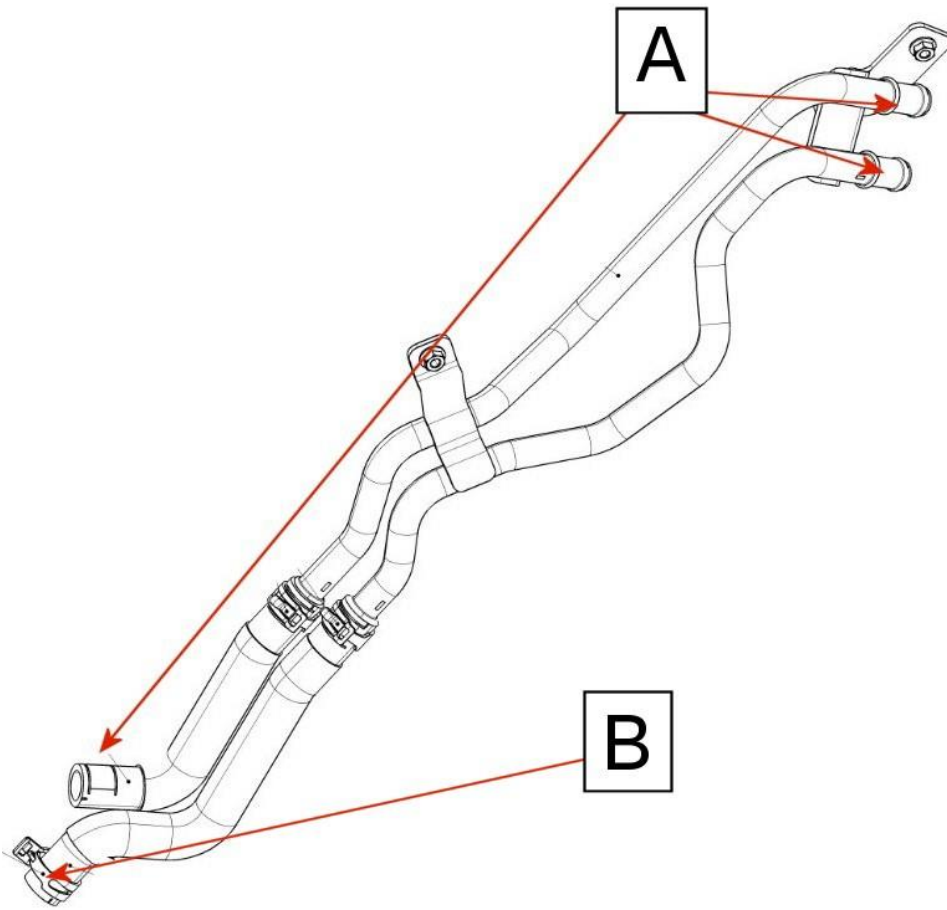


Figure 8

4) Referring to Rep.Gr 19 - Fill the high voltage coolant circuit - Draining, filling and bleeding the high-voltage coolant circuit

- Fit a new Anti tamper lock to the high voltage coolant reservoir cap - Refer to Rep.Gr 19 - Draining, filling and bleeding the high-voltage coolant circuit

5) Fit the replacement left hand rear jack block 4M0 802 847B as per the applicable Maintenance chapter (Elsa Pro)

6) Conduct a short road test

- Check that no coolant leaks are evident
- Confirm the high voltage coolant level is correct
- **IMPORTANT:** Should a coolant leak be evident or the coolant level has dropped please raise a technical DISS query and await feedback before conducting any further work

Or

In the event that no issues are evident, raise a non technical DISS query confirming the coolant pipe assembly and the left hand jack block was successfully replaced, ensure a clear description of the issue(s) found with the original coolant pipe and clear photos of the issue(s) are attached

Identification

The fitment of the replacement left hand rear jack block (4M0 802 847B) confirms completion

SJAA414V9MC037638	SJAA314V3MC038500	SJAA314V5MC038711	SJAA414V2MC038923	SJAA314V4MC039140
SJAA414V2MC037660	SJAA314V0MC038504	SJAA414V4MC038714	SJAA314V6MC038927	SJAA414V3MC039143
SJAA414V9MC037705	SJAA314V6MC038507	SJAA314V6MC038717	SJAA414V1MC038931	SJAA414V9MC039146
SJAA414V6MC037709	SJAA414VXMC038510	SJAA314V6MC038720	SJAA314V5MC038935	SJAA314V7MC039150
SJAA414V1MC037732	SJAAJ2ZV6MC038513	SJAA414V5MC038723	SJAA314V0MC038938	SJAA414V8MC039154
SJAA414V1MC037746	SJAA414V0MC038516	SJAA314V7MC038726	SJAA414V6MC038942	SJAA314V1MC039158
SJAA414V3MC037750	SJAA314V2MC038519	SJAA414V6MC038729	SJAA314VXMC038946	SJAA414V7MC039162
SJAA314VXMC037764	SJAA414V6MC038522	SJAA314V2MC038732	SJAA414V5MC038950	SJAA414V4MC039166
SJAA414V1MC037780	SJAA314V8MC038525	SJAA314V8MC038735	SJAA314V7MC038953	SJAA314V2MC039170
SJAA314V4MC037839	SJAA314V3MC038528	SJAA314V3MC038738	SJAA314V2MC038956	SJAA314V8MC039173
SJAAJ2ZV6MC037863	SJAA314V9MC038534	SJAA414V7MC038741	SJAA414V8MC038960	SJAA314V3MC039176
SJAA314V1MC037894	SJAA414VXMC038538	SJAA414V2MC038744	SJAA314V1MC038964	SJAA314V9MC039179
SJAA414V2MC037917	SJAA314V8MC038542	SJAA314V4MC038747	SJAA314V9MC038968	SJAA314V9MC039182
SJAA314V4MC037937	SJAA414V9MC038546	SJAA314V4MC038750	SJAA314V0MC038972	SJAA314V4MC039185
SJAAJ2ZV4MC037943	SJAA414V0MC038550	SJAA314VXMC038753	SJAA414V1MC038976	SJAA314VXMC039188
SJAA314VXMC037960	SJAA414V8MC038554	SJAA314V5MC038756	SJAA314VXMC038980	SJAA414V3MC039191
SJAA414V4MC038003	SJAA314V1MC038558	SJAA414V4MC038759	SJAA414V0MC038984	SJAA414V9MC039194
SJAA414V1MC038007	SJAA414V7MC038562	SJAA314V0MC038762	SJAA314V6MC038989	SJAA414V4MC039197
SJAAJ2ZV9MC038098	SJAA314V2MC038567	SJAA314V6MC038765	SJAA414V1MC038993	SJAA414V0MC039200
SJAA414V8MC038103	SJAA314V4MC038571	SJAA414V5MC038768	SJAA314V5MC038997	SJAA314V2MC039203
SJAA314V5MC038112	SJAA414V3MC038574	SJAA414V5MC038771	SJAA414V3MC039000	SJAA314V8MC039206
SJAA314V4MC038134	SJAA414V9MC038577	SJAAJ2ZV1MC038774	SJAA314V5MC039003	SJAA414V7MC039209
SJAA814V0PC038234	SJAA314V5MC038580	SJAA414V6MC038777	SJAA414V6MC039007	SJAA314V3MC039212
SJAA614V1PC038247	SJAA314V2MC038584	SJAA414V8MC038781	SJAA414V6MC039010	SJAA314V9MC039215
SJAA314VXMC038266	SJAA314V8MC038587	SJAA414V9MC038787	SJAA414V1MC039013	SJAA314V6MC039219
SJAA314V4MC038277	SJAA414V1MC038590	SJAA314V5MC038790	SJAA314V5MC039017	SJAA314V8MC039223
SJAA314V1MC038298	SJAA314V3MC038593	SJAA414V4MC038793	SJAA414V0MC039021	SJAA414V9MC039227
SJAA314VXMC038302	SJAA314V9MC038596	SJAA414VXMC038796	SJAA314V4MC039025	SJAA414V0MC039231
SJAA314V2MC038312	SJAA414V8MC038599	SJAA414V5MC038799	SJAA314V1MC039029	SJAA314V4MC039235
SJAA314V3MC038321	SJAA414V6MC038603	SJAA414V3MC038803	SJAA314V3MC039033	SJAA314V1MC039239
SJAA314V9MC038324	SJAA314V8MC038606	SJAA414V0MC038807	SJAA414V4MC039037	SJAA314V4MC039249
SJAA314V9MC038341	SJAA314V3MC038609	SJAA414V0MC038810	SJAA314V4MC039042	SJAA314V8MC039254
SJAA314V6MC038345	SJAA314V3MC038612	SJAA414VXMC038815	SJAA414V5MC039046	SJAA414V9MC039258
SJAA414V5MC038348	SJAA314V0MC038616	SJAA314V1MC038818	SJAA414V0MC039049	SJAA414V0MC039262
SJAA314V5MC038353	SJAA414V1MC038623	SJAA314V1MC038821	SJAA314V9MC039053	SJAA314V2MC039265
SJAA414V6MC038357	SJAA414V9MC038627	SJAA414V0MC038824	SJAA314V4MC039056	SJAA314VXMC039269
SJAA414V2MC038369	SJAA414V9MC038630	SJAA414V6MC038827	SJAA314VXMC039059	SJAA414V5MC039273
SJAA414V4MC038373	SJAA414V4MC038633	SJAA414V8MC038831	SJAA314VXMC039062	SJAA414V0MC039276
SJAA314VXMC038378	SJAA314V6MC038636	SJAAJ2ZV4MC038834	SJAA414V9MC039065	SJAA314V2MC039279
SJAA314V1MC038382	SJAA414V5MC038642	SJAA314V5MC038837	SJAA414V4MC039068	SJAA314V2MC039282
SJAA314V0MC038387	SJAA314V9MC038646	SJAA414V1MC038847	SJAA314V0MC039071	SJAA314V8MC039285
SJAA314V4MC038392	SJAA414V8MC038649	SJAA414V3MC038851	SJAA414VXMC039074	SJAA314V3MC039288
SJAA314V1MC038396	SJAA414V8MC038652	SJAA314V5MC038854	SJAA314V1MC039077	SJAA314V3MC039291
SJAA314V7MC038399	SJAA314VXMC038655	SJAA314V2MC038858	SJAA414V5MC039080	SJAA314V9MC039294
SJAA314V7MC038404	SJAA314V5MC038658	SJAA314V2MC038861	SJAA414V0MC039083	SJAA314V4MC039297
SJAA414V8MC038408	SJAA314V5MC038661	SJAA414V1MC038864	SJAA414V8MC039087	SJAA414V4MC039300
SJAA314VXMC038414	SJAA414V4MC038664	SJAAJ2ZV8MC038867	SJAA414VXMC039091	SJAA414VXMC039303
SJAA414V0MC038418	SJAA414V1MC038668	SJAA414V7MC038870	SJAA314V1MC039094	SJAA314V1MC039306
SJAA314V8MC038430	SJAA414V1MC038671	SJAA414V2MC038873	SJAA414V0MC039097	SJAA414V0MC039309
SJAA314V2MC038438	SJAA314V3MC038674	SJAA414V8MC038876	SJAA314V5MC039101	SJAA414V2MC039313
SJAA314V6MC038443	SJAA314V0MC038678	SJAA414V3MC038879	SJAA414V4MC039104	SJAA414VXMC039317
SJAA314V5MC038448	SJAA414V4MC038681	SJAA414V3MC038882	SJAA314V6MC039107	SJAA414V1MC039321
SJAA414VXMC038457	SJAA314V8MC038685	SJAA414V0MC038886	SJAA314V8MC039111	SJAA414V7MC039324
SJAA314V8MC038461	SJAA314V3MC038688	SJAA414V2MC038890	SJAA314V3MC039114	SJAA414V2MC039327
SJAA314V7MC038466	SJAA314V3MC038691	SJAA414VXMC038894	SJAA314V9MC039117	SJAA314V9MC039330
SJAA314V2MC038469	SJAA314V9MC038694	SJAAJ2ZVXMC038899	SJAA314V9MC039120	SJAA414V8MC039333
SJAA314V5MC038482	SJAA314V4MC038697	SJAA414V9MC038904	SJAA314V4MC039123	SJAA414V3MC039336
SJAA414V6MC038486	SJAA314V2MC038701	SJAA414V6MC038908	SJAA314V1MC039127	SJAA414V9MC039339
SJAA314V8MC038489	SJAA414V3MC038705	SJAA314V2MC038911	SJAA414V5MC039130	SJAA414V9MC039342
SJAA414V3MC038493	SJAA414V5MC038706	SJAA314VXMC038915	SJAA414V0MC039133	SJAA314V0MC039345
SJAA414V0MC038497	SJAA314V5MC038708	SJAA314V7MC038919	SJAA414V6MC039136	SJAA414V1MC039349

SJAA414V3MC039353	SJAA414V9MC039437	SJAA414V1NC039613	SJAA414V2NC039765	SJAA414V3NC039922
SJAA414V9MC039356	SJAA414V9MC039440	SJAA414V9NC039620	SJAA414VXNC039772	SJAA414V5NC039954
SJAA414V0MC039360	SJAA414V0MC039455	SJAA414V9NC039634	SJAA414V9NC039780	SJAA414V6NC039963
SJAA414V6MC039363	SJAA314V3MC039470	SJAA414VXNC039643	SJAA414V4NC039797	SJAA414V6NC011077
SJAA414V3MC039367	SJAA414V4MC039474	SJAA414V9NC039651	SJAA414V3NC039807	SJAA414V8NC011081
SJAA314VXMC039370	SJAA414VXMC039480	SJAA414V4NC039654	SJAA414V7NC039812	SJAA414V3NC011084
SJAA414V9MC039373	SJAA314V9MC039487	SJAA414VXNC039657	SJAA414V8NC039818	SJAA414V9NC011087
SJAA414V4MC039376	SJAA414VXMC039494	SJAA414VXNC039660	SJAA414V3NC039824	SJAA414V9NC011090
SJAAJ2ZV7MC039380	SJAA414V7MC039498	SJAA414V1NC039675	SJAA414V0NC039828	SJAA414V1NC011097
SJAA414V1MC039383	SJAA414V7MC039503	SJAA414V9NC039679	SJAA414V2NC039832	SJAA414V8NC011114
SJAA414V7MC039386	SJAA414VXMC039513	SJAA414V2NC039684	SJAA614V3PC039867	SJAA414V8NC011128
SJAA414V2MC039389	SJAA414V9MC039518	SJAA414VXNC039688	SJAA814V2PC039868	SJAA414V7NC011136
SJAA414V2MC039392	SJAA314V2MC039525	SJAA414VXNC039691	SJAA72ZV2PC039869	SJAA414V2NC011139
SJAA414V8MC039395	SJAA414V1MC039528	SJAA414V3NC039709	SJAA72ZV9PC039870	SJAA414V2NC011142
SJAAJ2ZV4MC039398	SJAA314VXMC039532	SJAA414V5NC039713	SJAA614V7PC039872	SJAA414V8NC011145
SJAA314V8MC039402	SJAA314VXMC039546	SJAA414V2NC039717	SJAA614V9PC039873	SJAA414V1NC011150
SJAA414V9MC039406	SJAA414V9MC039549	SJAA414V2NC039720	SJAA814V8PC039874	SJAA414V2NC011156
SJAA414V4MC039409	SJAA414V0MC039553	SJAA414V8NC039723	SJAA614V2PC039875	SJAA414V8NC011159
SJAA414V6MC039413	SJAA414V6MC039556	SJAA414V7NC039728	SJAA814V1PC039876	SJAA414VXNC011163
SJAA414V1MC039416	SJAA414V3MC039563	SJAA414V0NC039733	SJAA614V6PC039877	SJAA414V7NC011167
SJAA414V7MC039419	SJAA414V5NC039579	SJAA414V5NC039744	SJAA814V5PC039878	SJAA414V7NC011170
SJAA314V3MC039422	SJAA414V0NC039585	SJAA414V6NC039753	SJAA72ZV5PC039879	SJAA414V2NC011173
SJAA414V2MC039425	SJAA414V3NC039595	SJAA414V1NC039756	SJAA414V4NC039881	SJAA414VXNC011177
SJAA314V6MC039429	SJAA414V7NC039602	SJAA414V7NC039759	SJAA414VXNC039898	
SJAA414V3MC039434	SJAA414V4NC039606	SJAA414V7NC039762	SJAA414V8NC039902	