



AUTOMOBILE DIVISION

American Honda Motor Co., Inc.
1919 Torrance Blvd., P.O. Box 2215
Torrance, CA 90509-9870

November 2021

Product Update: Warranty Booklet - Emission Warranty Parts List Missing Parts Label

Dear FIRSTNAME LASTNAME:

What is the reason for this Product Update?

On some 2021 Accord Hybrids and 2021 CR-V Hybrids, the Parking Pawl Control Module and Parking Pawl Actuator warranty terms information is missing from the Federal and California Emission Warranties Parts List page within the Warranty Information Booklet.

What will Honda do?

Enclosed is an update sticker and instructions on how to apply the sticker to your Federal and California Emission Warranties Parts List page within the Warranty Information Booklet. Please follow the enclosed instructions and apply the sticker in your booklet. If you prefer, your local Honda dealer can apply the sticker, free of charge. If you have recently visited a Honda automobile dealer, this action may have already been completed.

Lessor information

Please forward a copy of this notice to the lessee.

What to do if you feel this notice is in error

Our records show that you are the current registered owner of a 2021 Accord Hybrid or 2021 CR-V Hybrid involved in this product update. If this is not the case, or the name/address information is not correct, please fill out and return the enclosed, postage-paid Information Change Card. We will then update our records.

If you have questions

If you have any questions about this notice, or need assistance with locating a Honda dealer, please call American Honda's Customer Support & Campaign Center at **1-888-234-2138**. You can also visit AskDave.honda.com to use our 24/7 virtual agent or locate a dealer online at Hondacars.com. If you are a customer in a U.S territory, please contact your local distributor/dealer.

We apologize for any inconvenience this campaign may cause you.

Sincerely,

American Honda Motor Co., Inc.

NOTICE: If this is a leased vehicle, please forward this notice to the lessee.

FOR DEALER USE ONLY: REFERENCE SERVICE BULLETIN #21-077 / DEFECT 6WR00 / SYMPTOM RBI00



DIVISIÓN AUTOMOTRIZ

American Honda Motor Co., Inc.
1919 Torrance Blvd., P.O. Box 2215
Torrance, CA 90509-9870

Noviembre 2021

Actualización de producto: Folleto de información de garantía - Etiqueta adhesiva faltante en la Lista de componentes con garantía de emisiones

Estimado FIRSTNAME LASTNAME:

¿Cuál es el motivo de esta actualización de producto?

En algunos Accord Hybrid 2021 y CR-V Hybrid 2021, la información de los términos de garantía del módulo de control del trinquete de estacionamiento y del actuador del trinquete de estacionamiento no está presente en la página de la Lista de componentes con garantía de emisiones - Federal y California dentro del Folleto de información de garantía.

¿Qué hará Honda?

Adjunta se encuentra una etiqueta adhesiva y las instrucciones sobre cómo aplicar esta etiqueta a su página de la Lista de componentes con garantía de emisiones - Federal y California dentro del folleto de información de la garantía. Por favor siga las instrucciones adjuntas y aplique la etiqueta adhesiva en su folleto. Si usted prefiere, su concesionario Honda local puede aplicar la etiqueta adhesiva, sin costo alguno. Si usted visitó un concesionario recientemente, puede ser que ya se haya completado.

Información para el arrendador

Por favor envíe una copia de esta notificación al arrendatario.

Qué debe hacer si considera que esta notificación es errónea

Nuestros registros muestran que usted es el propietario actual registrado de un vehículo Accord Hybrid 2021 o CR-V Hybrid 2021 el cual forma parte de esta actualización de producto. Si no es el caso, o si la información de nombre/dirección no está correcta, por favor llene y devuelva la Tarjeta de Cambio de Información anexa pre-pagada. Con esto actualizaremos nuestros registros.

Si tiene preguntas

Si tiene alguna pregunta acerca de esta notificación o si necesita ayuda para ubicar a un concesionario Honda, por favor comuníquese con el Centro de Apoyo al Cliente y Campañas de American Honda al **1-888-234-2138**. Usted también puede ubicar un concesionario en línea en Hondacars.com. Si usted es un cliente en un territorio de Estados Unidos, por favor comuníquese con su concesionario/distribuidor local.

Le pedimos disculpas por cualquier inconveniente que esta campaña pudiera causarle.

Atentamente,

American Honda Motor Co., Inc.

AVISO: Si este es un vehículo arrendado, por favor envíe esta notificación al arrendatario.

**PARA USO DEL CONCESIONARIO SOLAMENTE: REFERENCIA BOLETÍN DE SERVICIO #21-077 /
DEFECTO 6WR00 /SÍNTOMA RBI00**



Label Application Instructions

NOTE:

- Please review the following instructions before you start.
- Wash and dry your hands thoroughly before starting this procedure.
- 2021 Accord Hybrid booklet is shown, the process is the same for 2021 CR-V Hybrid.

1. Remove the *Owner Information Kit* from the glove box and pull out the Warranty Information booklet.



2. Apply the warranty terms label to the Federal and California Emission Warranties Parts List page within the Warranty Information Booklet on the page after page 40.

Federal and California Emissions Warranties Parts List

Emissions warranties are state specific. Refer to the years/miles³ columns below as follows:

- A – Minimum coverage for all vehicles in all states.
- B – Vehicles that are registered and normally operated in California, Connecticut, Delaware, Maine, Maryland, Massachusetts, New Jersey, New York, Oregon, Pennsylvania, Rhode Island, Vermont, and Washington.

System Covered/Part Name	A	B	System Covered/Part Name	A	B
Crankcase Control System			Evaporative and Refueling Emissions Control System		
Positive Crankcase Ventilation (PCV) Valve	3/36	15/150	Fuel Tank (including Vapor Control Valve, Vapor Recirculation Valve and Vapor Recirculation Tube)	3/36	15/150
Engine Oil Fill Cap	3/36	15/150	Fuel Filter ²	3/36	15/150
Exhaust Gas Recirculation (EGR) System			Fuel Level Sensor	3/36	15/150
Exhaust Gas Recirculation (EGR) Valve (including EGR Valve Position Sensor)	3/36	15/150	Fuel Pressure Regulator	3/36	15/150
EGR Pipe	3/36	15/150	Fuel Fill Pipe	3/36	15/150
EGR Cooler	3/36	15/150	Fuel Filler Neck Restrictor	3/36	15/150
Exhaust System			Evaporative Emission Lines and/or Hoses	3/36	15/150
Catalytic Converter	8/80	15/150	Evaporative Emission Canister	3/36	15/150
Ignition System			Evaporative Emissions Leak Check Module	3/36	15/150
Ignition Coils	3/36	15/150	Evaporative Emission Valves	3/36	15/150
Spark Plugs ³	3/36	15/150	Transmission Control System		
Camshaft Position Sensors	3/36	15/150	Transmission Fluid Pressure Sensor	3/36	15/150
Crankshaft Position Sensor	3/36	15/150	Transmission Fluid Temperature Sensor	3/36	15/150
OBD System			Parking Pawl Control Module (including software updates)	8/80	15/150
CAN Gateway (including software updates)	3/36	15/150	Parking Pawl Actuator	3/36	15/150
Data Link Connector (DLC)	3/36	15/150			
Malfunction Indicator Lamp (MIL)	3/36	15/150			

2021 Accord Hybrid

LABEL

PL-17786

3. Insert the Warranty Information Booklet into the Owner Information Kit and return the kit to the glove box.

END



Instrucciones de aplicación de la etiqueta

NOTA:

- Por favor revise las instrucciones siguientes antes de comenzar.
- Lave y seque sus manos meticulosamente antes de comenzar este procedimiento.
- Se muestra el folleto del Accord Hybrid 2021, el proceso es el mismo para la CR-V Hybrid 2021.

1. Retire el *Juego de Información del Propietario* de la guantera y saque el Folleto de información de la garantía.



2. Aplique la etiqueta de los términos de la garantía a la página de la Lista de componentes con garantía de emisiones - Federal y California dentro del Folleto de información de la garantía en la página después de la página 40.

Federal and California Emissions Warranties Parts List

Emissions warranties are state specific. Refer to the years/miles¹ columns below as follows:

- A - Minimum coverage for all vehicles in all states.
- B - Vehicles that are registered and normally operated in California, Connecticut, Delaware, Maine, Maryland, Massachusetts, New Jersey, New York, Oregon, Pennsylvania, Rhode Island, Vermont, and Washington.

System Covered/Part Name	A	B	System Covered/Part Name	A	B
Crankcase Control System			Evaporative and Refueling Emissions Control System		
Positive Crankcase Ventilation (PCV) Valve	3/36	15/150	Fuel Tank (including Vapor Control Valve, Vapor Recirculation Valve and Vapor Recirculation Tube)	3/36	15/150
Engine Oil Fill Cap	3/36	15/150	Fuel Filter ²	3/36	15/150
Exhaust Gas Recirculation (EGR) System			Fuel Level Sensor	3/36	15/150
Exhaust Gas Recirculation (EGR) Valve (including EGR Valve Position Sensor)	3/36	15/150	Fuel Pressure Regulator	3/36	15/150
EGR Pipe	3/36	15/150	Fuel Fill Pipe	3/36	15/150
EGR Cooler	3/36	15/150	Fuel Filler Neck Restrictor	3/36	15/150
Exhaust System			Evaporative Emission Lines and/or Hoses	3/36	15/150
Catalytic Converter	8/80	15/150	Evaporative Emission Canister	3/36	15/150
Ignition System			Evaporative Emissions Leak Check Module	3/36	15/150
Ignition Coils	3/36	15/150	Evaporative Emission Valves	3/36	15/150
Spark Plugs ²	3/36	15/150	Transmission Control System		
Camshaft Position Sensors	3/36	15/150	Transmission Fluid Pressure Sensor	3/36	15/150
Crankshaft Position Sensor	3/36	15/150	Transmission Fluid Temperature Sensor	3/36	15/150
OBD System			Parking Pawl Control Module (including software updates)	8/80	15/150
CAN Gateway (including software updates)	3/36	15/150	Parking Pawl Actuator	3/36	15/150
Data Link Connector (DLC)	3/36	15/150			
Malfunction Indicator Lamp (MIL)	3/36	15/150			

2021 Accord Hybrid

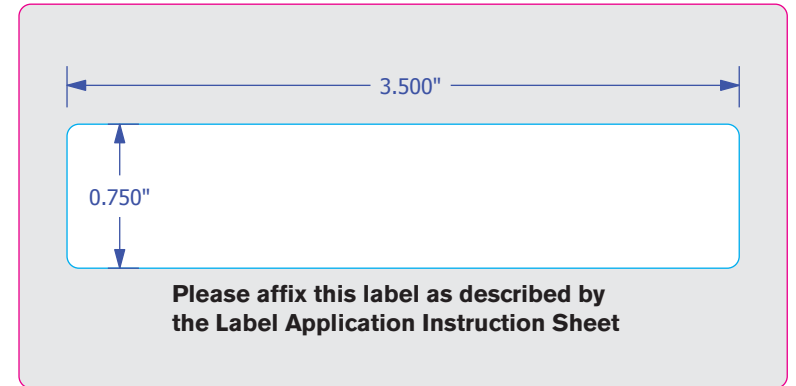
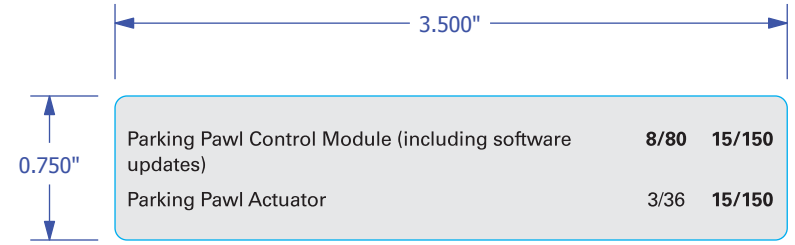
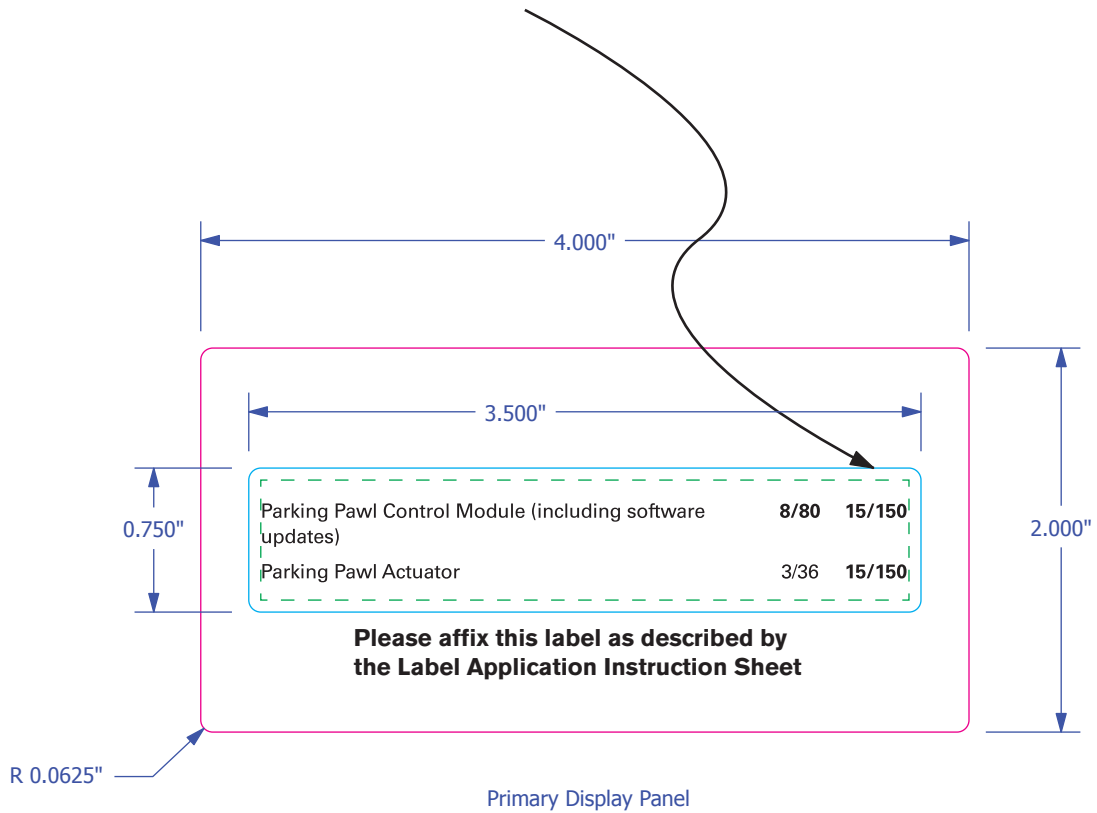
ETIQUETA

PL-17786

3. Inserte el Folleto de información de garantía en el Juego de Información del Propietario y regrese el juego a la guantera.

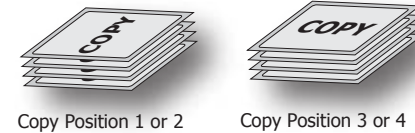

FIN.

Kiss cut to liner



To facilitate emailing, proof may be shown using lo-res graphics
Printed labels will use the actual graphics supplied.

Die Line	
Kiss Cut to Liner	
Safe Print Area	
Bleed	
These marks do not print.	



The colors shown in the art are only close representations of the actual colors of the finished labels.
The printed product will reflect the actual PMS colors indicated.

Label Description:	Parking Pawl with Actuator						This proof should be used to inspect the size, layout, spelling, completeness and color separations. Please proof-read carefully. By signing below, you indicate that this art is approved for production.
Part No.	None						
Item No.	None						
Bar Code	None						
Mfg. Part No.	6189	Rev	01	By	KP	Date	
							Authorized Signature _____
							Date _____
Please remember that it is your responsibility to make sure that all of the contents of this proof are not only accurate, but also in compliance with all applicable laws and regulations.							