



Technical Service Bulletin

66 Wheel arch trim on the rear door is loose

66 21 76 2064998/1 November 12, 2021.

Model(s)	Year	VIN Range	Vehicle-Specific Equipment
Q8	2019 - 2021	All	Not Applicable
SQ8, RS Q8	2020 - 2021	All	Not Applicable

Condition

Customer states:

- The wheel arch trim over either rear wheel is loose, specifically the section of the trim affixed to the door.

Workshop findings:

- The bond has failed for this section of the wheel arch trim.

Technical Background

1. Figure 1 shows the specific section of the rear wheel arch trim that may have debonded.



Figure 1. Rear wheel arch trim section affixed to rear door at issue.



Technical Service Bulletin

2. Figure 2 depicts a loose wheel arch trim section as it may be discovered.



Figure 2. Debonded rear wheel arch trim section.

3. Figure 3 depicts an alternative view of a debonded rear wheel arch trim.





Figure 3. Debonded rear wheel arch trim section.

Production Solution

The trim bonding process has been improved in production.



Technical Service Bulletin

Service

Replace the affected wheel arch trim using the repair process in ElsaPro. Pay particular attention to the surface preparation of the bonding surface on the door. Ensure it is entirely free of any contamination that could compromise the adhesion of the new wheel arch trim section.

Since the issue described in this TSB can affect either the right or the left side inspect the bonding integrity of the opposite side of the side being repaired. Address if necessary.

Warranty

Claim Type:	• 110 up to 48 Months/50,000 Miles.		
Service Number:	6645		
Damage Code:	0018		
Labor Operations:	Rear wheel housing cover – rear door, remove and reinstall	6645 1902	See SRT with associated operations
	-or-		
	Rear wheel housing cover – both rear doors, remove and reinstall	6645 2002	See SRT with associated operations
Sublet Operations:	Paint new part (Labor Operation listed in Outside Labor)	A000 1600	Max \$87.00
Diagnostic Time:	GFF	No allowance	0 TU
	Road test prior to the service procedure	No allowance	0 TU
	Road test after the service procedure	No allowance	0 TU
Claim Comment:	As per TSB #2064998/1		

All warranty claims submitted for payment must be in accordance with the *Audi Warranty Policies and Procedures Manual*. Claims are subject to review or audit by Audi Warranty.



Technical Service Bulletin

Required Parts and Tools

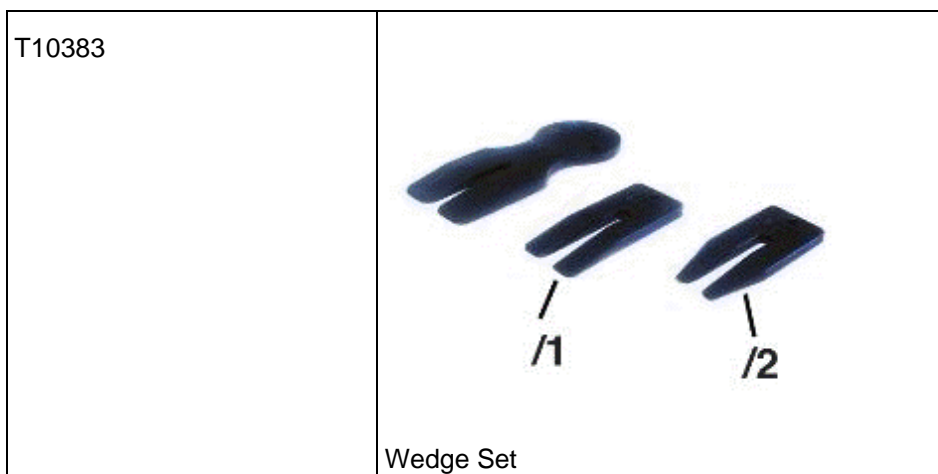
Always check with your Parts Department and/or ETKA for the latest information and parts bulletins.

Part Number	Part Description	Quantity
4M8854819A	Wheel cover left rear door - Primed	01
4M8854819C	Wheel cover left rear door – Primed (RS Q8)	01
4M8854820A	Wheel cover right rear door - Primed	01
4M8854820C	Wheel cover right rear door – Primed (RS Q8)	01

Tool Number	Tool Description
3356	 Roller
VAS 1978/14A	 Wiring Harness Repair Set – Hot Air Blower



Technical Service Bulletin



Additional Information

All parts and service references provided in this TSB (2064998) are subject to change and/or removal.

©2021 Audi of America, Inc. All rights reserved. The information contained in this document is based on the latest information available at the time of printing and is subject to the copyright and other intellectual property rights of Audi of America, Inc., its affiliated companies, and its licensors. All rights are reserved to make changes at any time without notice. No part of this document may be reproduced, stored in a retrieval system, or transmitted in any form or by any means, electronic, mechanical, photocopying, recording, or otherwise, nor may these materials be modified or reposted to other sites without the prior expressed written permission of the publisher.