



GROUP	MODEL
ELE	2018-2019MY Sorento (UMa)
NUMBER	DATE
248	November 2021

TECHNICAL SERVICE BULLETIN

SUBJECT:

OUTSIDE REAR COMBINATION LAMP HARNES REPLACEMENT

This bulletin provides the procedure to replace both outside rear combination lamp harnesses on some 2018-2019MY Sorento (UMA) vehicles, produced from January 2, 2018, through September 30, 2018, which may exhibit an intermittent inoperative brake light with the possibility of a "Check brake light" warning on the instrument cluster display. Follow the procedure outlined in this bulletin to replace the outside rear combination lamp harnesses.



Replacement Procedure:

1. Using a screwdriver or remover, remove the rear combination lamp cover (A) by referring to the "Body Electrical → Lighting System → Rear combination lamp → Repair procedures" chapter in the applicable Shop Manual on KGIS.



Note: LH side shown in all steps.

NOTICE

Use a non-marring trim removal tool (such as Snap-on® Part Number PBN5 or equivalent) to avoid damaging trim pieces.

2. Loosen the mounting nuts (B) then remove the rear combination lamp (C).


Note: Do NOT remove the screws completely.



SUBJECT:

OUTSIDE REAR COMBINATION LAMP HARNESS REPLACEMENT

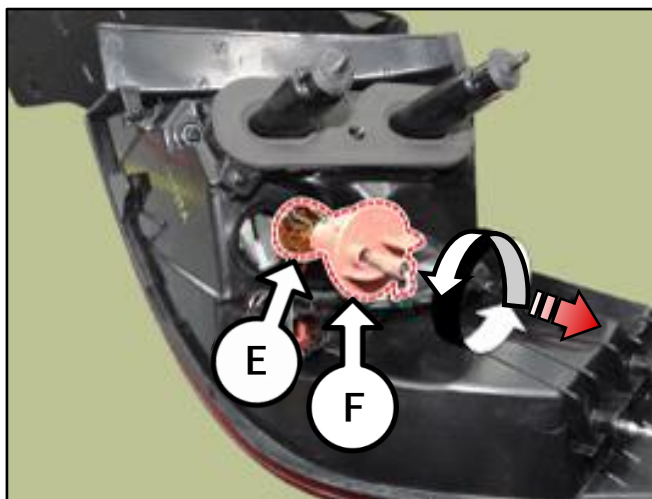
3. Disconnect the rear combination lamp connector (D).



- 4a. Remove the rear combination lamp.
- 4b. Then remove the turn signal lamp bulb (E) by turning the socket (F) counterclockwise.

NOTICE

If a brake lamp bulb is inoperative, replacement is required.




5. Remove the combination lamp wire harness from the tail lamp assembly. Use a pick to release the locking tab on the wire harness.

NOTICE

All replaced harnesses are subject to return for inspection.

6. Install the new wire harness.
7. Reinstall all removed components in the reverse order of removal.
8. Repeat steps 1 - 7 for the other side.
9. Confirm proper operation of both rear combination lamps.




SUBJECT:


OUTSIDE REAR COMBINATION LAMP HARNESS REPLACEMENT**AFFECTED VEHICLE RANGE:**

Model	Production Date Range
Sorento (UMa)	January 2, 2018, to September 30, 2018

REQUIRED PART:

Part Name	Part Number	Figure	Qty.
Outside Rear Combination Lamp Harness	92480 C6500		2

RELATED PART:

Part Name	Part Number	Figure	Qty.
Brake Lamp Bulb (Clear)	18644 21058 L		1

NOTE: The (amber) turn signal bulb and/or tail lamp assembly should not be replaced unless necessary.

WARRANTY INFORMATION:

N Code: N99 C Code: C99

Claim Type	Causal P/N	Qty.	Repair Description	Labor Op Code	Op Time	Replacement P/N	Qty.
W	92480 C6500	2	Outside Rear Combination Lamp Harness Replacement	92485F01	0.4 M/H	N/A	0

NOTE: Brake lamp bulb replacement will be allowed if needed, maximum two (2) quantity.

NOTE: All replaced harnesses are subject to return for inspection.