



Technical Service Bulletin

SUBJECT:		No: TSB-21-54-004	
UPDATES TO CHASSIS ELECTRICAL - SERVICE MANUAL REVISION		DATE: October 2021	
		MODEL: See Below	
CIRCULATE TO:	<input type="checkbox"/> GENERAL MANAGER	<input checked="" type="checkbox"/> PARTS MANAGER	<input checked="" type="checkbox"/> TECHNICIAN
<input checked="" type="checkbox"/> SERVICE ADVISOR	<input checked="" type="checkbox"/> SERVICE MANAGER	<input checked="" type="checkbox"/> WARRANTY PROCESSOR	<input type="checkbox"/> SALES MANAGER

PURPOSE

This TSB provides updated content for the Chassis Electrical section of the affected Service Manuals, Horn.

AFFECTED VEHICLES

- 2014, 2015, 2018, 2020, and 2021 Mirage

AFFECTED SERVICE MANUAL

- 2014, 2015, 2018, 2020, and 2021 Mirage Service Manuals, Group 54-Chassis Electrical -> Horn -> Horn Removal and Installation



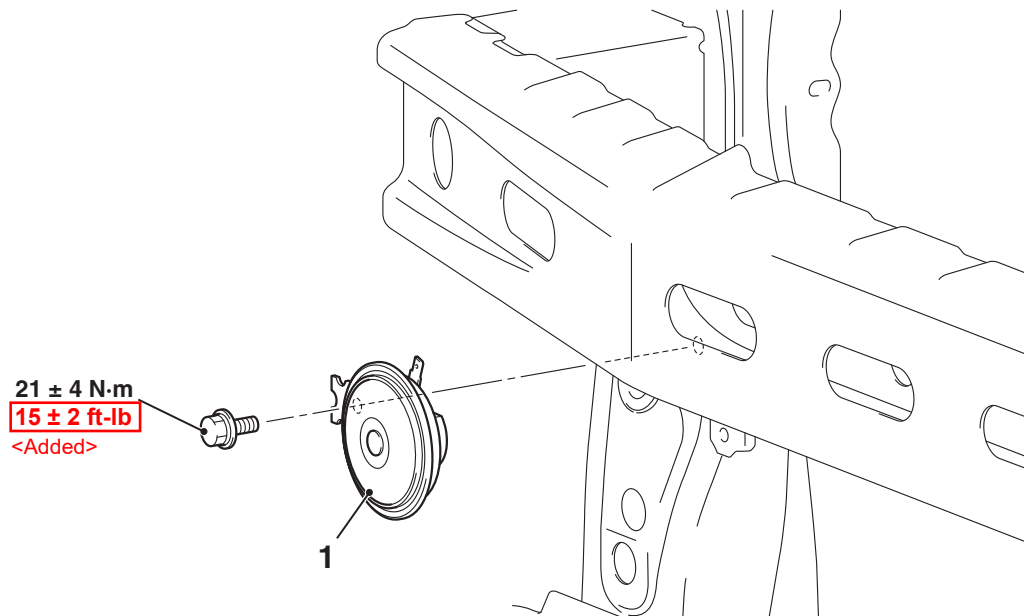
Please replace the pages in the 2014 Mirage Service Manual, Group 54-Chassis Electrical -> Horn section as follows:

- 2014 Mirage Service Manual, Group 54 Chassis Electrical -> Horn -> Horn Removal and Installation - Attached sheet 6
- 2015 Mirage Service Manual, Group 54 Chassis Electrical -> Horn -> Horn Removal and Installation - Attached sheet 6
- 2018 Mirage Service Manual, Group 54 Chassis Electrical -> Horn -> Horn Removal and Installation - Attached sheet 6
- 2020 Mirage Service Manual, Group 54 Chassis Electrical -> Horn -> Horn Removal and Installation - Attached sheet 9
- 2021 Mirage Service Manual, Group 54 Chassis Electrical -> Horn -> Horn Removal and Installation - Attached sheet 6

HORN

REMOVAL AND INSTALLATION

M1542100201131



ACB03498AB

Removal

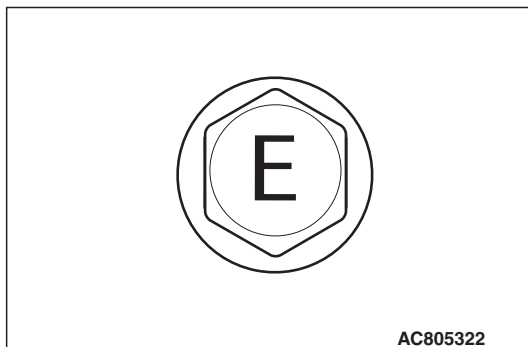
- Front bumper and radiator grille assembly (Refer to GROUP 51 – Front Bumper Assembly and Radiator Grille P.51-3).

>>A<< 1. Horn (LOW)

INSTALLATION SERVICE POINT

>>A<< HORN (LOW) INSTALLATION

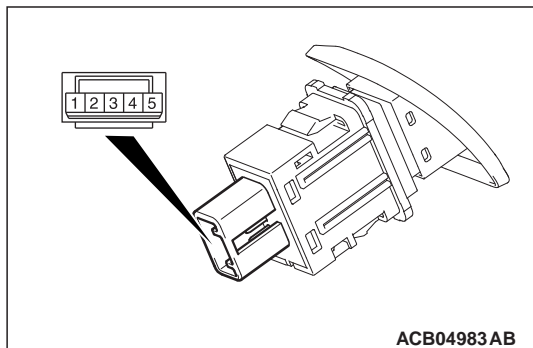
Use the ground bolts as the mounting bolts for horn (LOW).
The ground bolts have "E" mark on the bolt heads.



INSPECTION

CONTINUITY CHECK FOR HAZARD WARNING
LIGHT SWITCH

M1541501100452

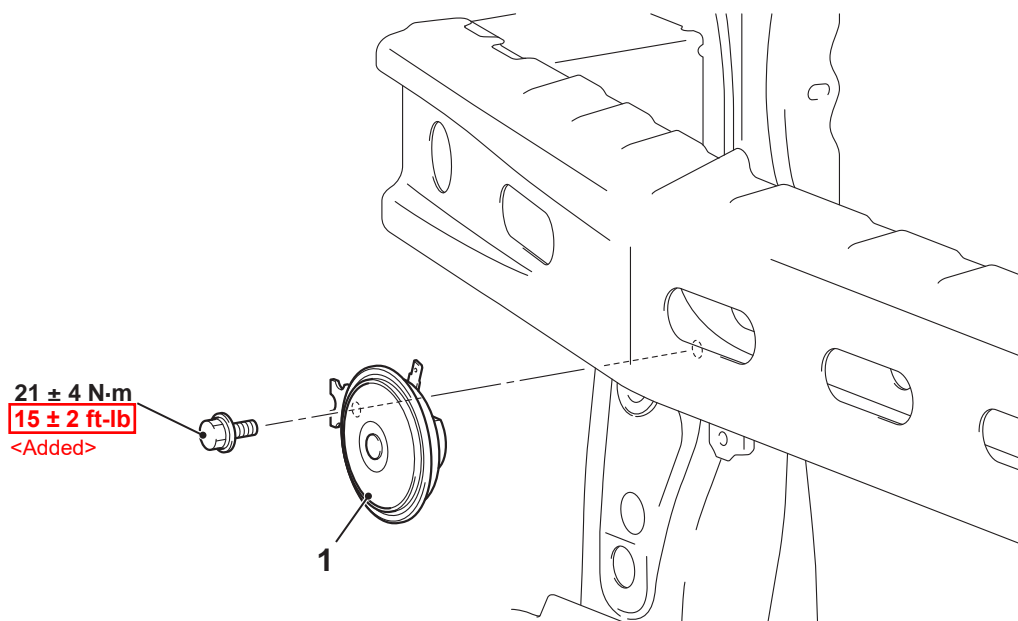


Switch position	Measured terminals	Normal condition
OFF	2 – 5	Open loop
ON		Less than 2 ohm

HORN

REMOVAL AND INSTALLATION

M1542100201131



ACB03498AB

Removal

- Front bumper and radiator grille assembly (Refer to GROUP 51 – Front Bumper Assembly and Radiator Grille [P.51-3](#)).

>>A<< 1. Horn (LOW)