



## Forward Looking Radar Shortage AN, CHU, CXU, GR, GU, PI

### FSB 366-005, Forward Looking Radar Shortage

(October 2021)

Availability of the front radar components for our Fusion driver assist system is currently affected by a semiconductor shortage. Some Mack trucks in need of a replacement front radar will be unable to source a new unit. While Fusion is an effective system that helps drivers reduce the risk of collision, trucks can be legally and safely operated without this feature.


If you cannot obtain the radar needed to repair a truck follow the steps in this document to properly plug the wiring harness, install warning labels on the vehicle, and provide the driver/owner of the vehicle with expected functionality.

#### Required Parts

Part number	Part Description	Quantity
24202558	Connector/Cap	1
22036053	Plugs	10
24198336	Fusion English label	1 or both, as needed
24198357	Fusion French Label	


## Procedure

- 1 Refer to IMPACT document ID, **3665-03-02-06**, for removal of front radar.
- 2 Configure wire harness connector/cap (P/N 24202558) by:
  - A. Insert 10 wire plugs (P/N 22036053) into the back of the connector housing.



C3175315

- B. Looking into the face of the connector, slide the yellow key to the far left configuration as seen below.



C3176705

- 3 Use the recently configured connector/cap plug the chassis side wiring harness.

**Note:** It is important to properly cap off/seal the wiring harness connector to prevent corrosion damage to the electrical pins and wiring harness on the chassis.
- 4 Secure wiring harness and connector to prevent damage.
- 5 Place Label (P/N 24198336 / 24198357) in the upper left corner of the windshield.
- 6 Print Driver Instructions for Vehicle Operation without Fusion Front Radar Sensor, found on the following page, and place it in the driver's packet.
- 7 Release vehicle to service.

MACK TRUCKS



## DRIVER INSTRUCTIONS FOR VEHICLE OPERATION WITHOUT FUSION FRONT RADAR SENSOR

### FEATURES THAT WILL WORK WITHOUT FRONT RADAR:

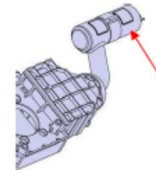
- Lane Departure Warning
- Standard Cruise Control
- Vehicle Data logger with Bendix Safety Direct
- Right Side Blind Spot Warning

### FEATURES THAT WILL NOT WORK WITHOUT FRONT RADAR:

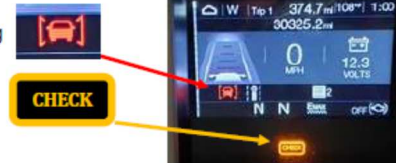
- Forward Collision Warning with Collision Mitigation
- Adaptive Cruise Control with Active Braking
- Speed Sign Recognition

### Trucks without front radar installed are legal and safe to operate

The following pop-up fault warnings will appear on the CoPilot screen each time the key is turned on. Press the enter button on the right-hand stalk to close the pop-up



A Yellow CHECK light and Red Adaptive Cruise Icon will remain on in the CoPilot screen to remind the driver the front radar functions are not operating



The Diagnostics menu in the truck will show four active fault codes. If the Vehicle has any faults in addition to the four active fault codes listed below, please contact Mack One Call or your local dealer for service.

VECU	SA 36 DTC U103F87 or MID 144 PSID 211 FMI 9
IC	MID 140 PSID 211 FMI 9
ABS	SA11 SPN 639 FMI 2
LCM	MID 216 PSID 211 FMI 9

**Reimbursement**

<b>This repair may be eligible for reimbursement if a product failure was experienced within time and mileage limits of the applicable Warranty coverage. Reimbursement is obtained via the normal claim handling process.</b>	<b>UCHP Reimbursement</b>
<b>Claim Type (used only when uploading from the Dealer Bus. Sys.)</b>	W
<b>Labor Code</b>	
Radar, Adaptive Cruise Control (ACC), Replacement	3665-03-02-06 (0.7 hrs)
<b>Causal Part</b>	22720232

Mack Trucks North America reserves the right to make any changes in design or to make additions to or upon its products without incurring any obligations to install the same on vehicles previously built.