

# Technical Service Bulletin

---

## 70 Buzzing noise heard from the midrange speaker trim cover

70 21 73 2064546/1 October 8, 2021.

Model(s)	Year	VIN Range	Vehicle-Specific Equipment
Audi e-tron GT	2022	000001 - 003853	Not Applicable
Audi RS e-tron GT	2022	900000 - 902247	Not Applicable

## Condition

### Customer states:


- The customer hears a high frequency buzzing noise coming from the midrange speaker while playing certain music genre or during a phone conversation. The noise can occur on the right, left or both sides of the cabin.

## Technical Background

The speaker trim on the door panel is mounted with tabs with inadequate tolerance to prevent vibrations in all frequencies.

## Production Solution

The mounting tolerance of the speaker trim and the door panel has been optimized in production.



# Technical Service Bulletin

## Service

1. Remove the midrange speaker trim. Using self-adhesive felt strip material (533 867 910 A), apply a section to the lower part of the opening for the trim in the door panel.

Ensure that this section of felt will not be visible when the speaker trim is reinstalled (Figure 1).



**Figure 1.** Felt strip section applied to opening in door panel.

2. All of the tabs on the speaker trim that engage the opening in the door panel will need to have felt strip material applied to each of them (Figure 2).




**Figure 2.** All tabs on the midrange speaker trim that require felt strip material.

3. Perform this procedure to both the right and left side midrange speaker trim even if the symptom is occurring only on one side. Reassemble the trim and inspect for any felt strip material that may be visible. Correct if necessary.

## Warranty

<b>Claim Type:</b>	<ul style="list-style-type: none"><li>• 110 up to 48 Months/50,000 Miles.</li><li>• If the vehicle is outside any warranty, this Technical Service Bulletin is informational only.</li></ul>
<b>Service Number:</b>	7014
<b>Damage Code:</b>	0020




# Technical Service Bulletin

<b>Labor Operations:</b>	Modify midrange speaker trim – Both sides	7014 5099	30 TU
<b>Diagnostic Time:</b>	GFF	No allowance	0 TU
	Road test prior to the service procedure	No allowance	0 TU
	Road test after the service procedure	No allowance	0 TU
<b>Claim Comment:</b>	As per TSB #2064546/1		

All warranty claims submitted for payment must be in accordance with the *Audi Warranty Policies and Procedures Manual*. Claims are subject to review or audit by Audi Warranty.

## Required Parts and Tools

Always check with your Parts Department and/or ETKA for the latest information and parts bulletins.		
Part Number	Part Description	Quantity
533867910A	 Self-adhesive felt strip	01
See ETKA	Fasteners, Bolts, Nuts, and Screws as needed per the Repair Manual	See ETKA/ELSA

## Additional Information

All parts and service references provided in this TSB (2064546) are subject to change and/or removal.



# Technical Service Bulletin

---

©2021 Audi of America, Inc. All rights reserved. The information contained in this document is based on the latest information available at the time of printing and is subject to the copyright and other intellectual property rights of Audi of America, Inc., its affiliated companies, and its licensors. All rights are reserved to make changes at any time without notice. No part of this document may be reproduced, stored in a retrieval system, or transmitted in any form or by any means, electronic, mechanical, photocopying, recording, or otherwise, nor may these materials be modified or reposted to other sites without the prior expressed written permission of the publisher.