TITLE: SERVICE ACTIVATION OF SELECT 2022 MODELS

SERVICE INFORMATION

SUBJECT

Some newly-released 2022 Kawasaki models require “service activation” in KVCS before delivery to the customer. On models with this function the engine warning indicator light on the instrument panel will flash when the ignition is first switched on during assembly & preparation and must be turned off using KVCS. The main purpose of this is to record the “service activation” date of the vehicle. Do not get confused by this indicator and attempt to diagnose a non-existent fault.

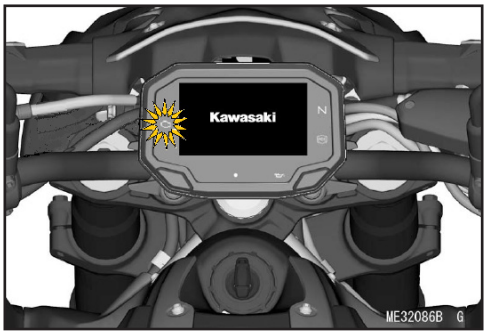

Z900 ABS

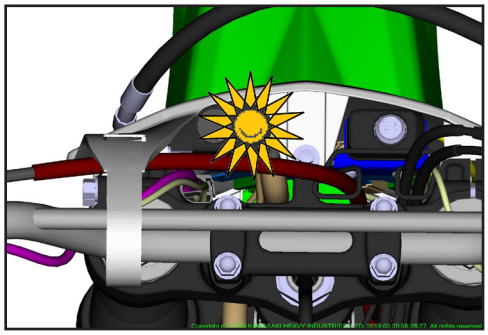

KLX300R

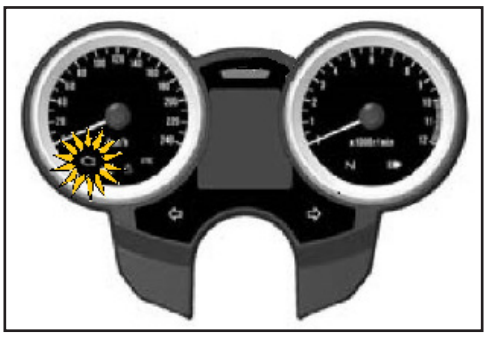

Z900RS/CAFE



KLR650

The service activation indicator light can only be deactivated by using the Service Activation Function in KVCS by entering the service activation date. Prior to customer delivery, use the following procedure to deactivate the service activation indicator light.

©2021, Kawasaki Motors Corp., U.S.A.

SERVICE ACTIVATION

Service Activation Procedure:

1. Start the KVCS software and click the FI ECU icon on the main menu screen.
2. Connect KVCS to the vehicle and turn the Ignition on.
3. Click the 'ECU Control' button.
4. Select delivery date of vehicle in the 'Service Activation' field. This should be the planned delivery date to the customer (when the vehicle is expected to be put into service).
5. Note that this date is not used to start the warranty period – the product registration is used for this.
6. Click 'Register' to complete service activation.

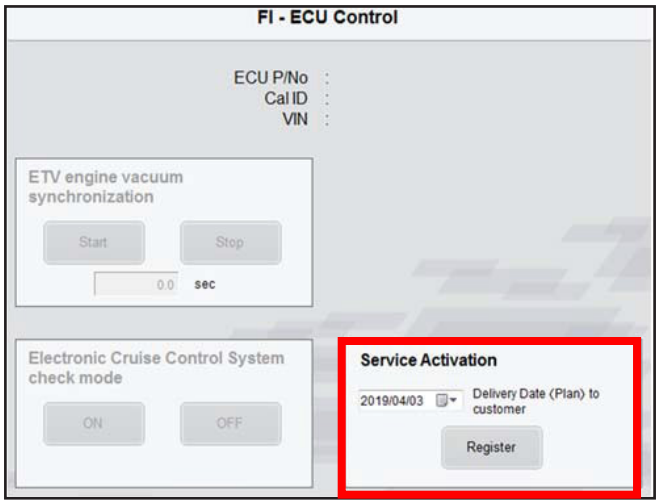

7. Confirm dealer code and password are correct and click 'Login' when prompted. The login details should have already been saved in KVCS Dealer Settings
8. When the 'Registered' confirmation message is displayed click 'OK' to complete the procedure.

NOTE:

o *Once the Service Activation mode is deactivated it cannot be reactivated.*

For a video demonstration of this procedure, see Service Activation in the K-Tech Quick Tips in the K-Tech section of K-Dealer.

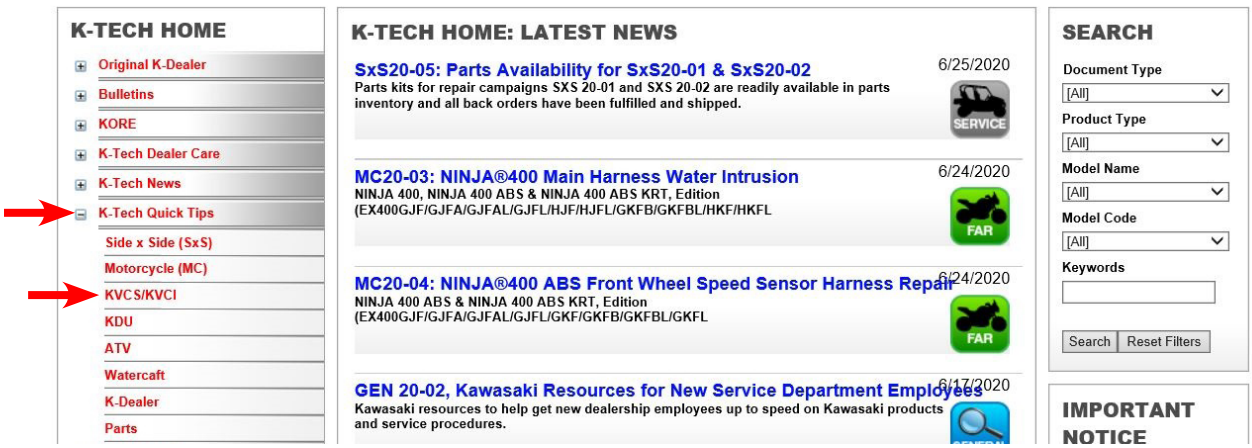

MODELS REQUIRING SERVICE ACTIVATION

Year	Model Name	Model Code
2022	KLX®300R	KLX300CNFNN KLX300CNFNL
	KLR®650 ABS	KL650FNFNN KL650FNFNL
	KLR®650	KL650GNFNN KL650GNFNL
	KLR®650 ABS ADVENTURE	KL650HNFAN KL650HNFAL
	KLR®650 ADVENTURE	KL650LNFAN KL650LNFAL
	KLR®650 ABS TRAVELER	KL650JNFNN KL650JNFNL
	Z900RS	ZR900CNFNL
	Z900RS CAFE	ZR900ENFAL
	Z900 ABS	ZR900FNFNN ZR900FNFNL