



Search all content

DTNA Solutions > Discussions and Feedback > Tech Talk > 521154/3 CYLINDER #1 EXHAUST PRESSURE PULSE TOO HI...

Options



Stephen_Schorzm
Apprentice

05-02-2021 04:39 PM

521154/3 CYLINDER #1 EXHAUST PRESSURE PULSE TOO HIGH

Vehicle Information

VIN: 3AKJHHDR7NSMY5616

Mileage: 22954 miles

Model Year: 2022

Are you currently seeing this same issue on other DTNA vehicles at your location?:
no

Make: FTL

Base Model: PT126SLP

Model: NEW CASCADIA 126 INCH SLEEPER CAB

Vehicle Systems Involved

ENGINE AND ENGINE COOLING

TROUBLESHOOT TYPE "REFER TO PSL". I CAN NOT FIND THE CODE IN PSL, AND I LOOKED IN DTNA SOLUTIONS. HELP MY5616 WITH 22,954 MI

Add tags

Top

 0 Kudos

Reply

[All forum topics](#) < [Previous Topic](#) [Next Topic](#) >

14 Replies

Sort:

  Jon_Cecil
Gear Head

05-02-2021 08:24 PM

I wonder if you could follow the 521154/3 code that is listed in the DD8 troubleshooting manual. Seems like they might be the same, just different verbiage. With this being a Gen 5 engine though, it might be a good idea to put in a call to DDCSN.

Add tags

 1 Kudo

Reply

  Steve_Reppard
Piston Head

05-03-2021 03:17 AM


Was there a mil/cel on with this code or was it a "silent" code that was just logged?

Add tags

 Top

 0 Kudos

Reply

 **Scott_Trippel**
Optimus Prime

05-03-2021 07:12 AM

I never understand why they Handcuff us when they do not have the TS for these codes???

Everyone should go to the manual and give feedback for 521154/3 code information missing.

Add tags

 0 Kudos

Reply

 **Steve_Reppard**
Piston Head

05-03-2021 11:02 AM

Done [@Scott_Trippel](#)


Add tags

 1 Kudo

Reply

 Top



 Scott_Trippel
Optimus Prime

05-03-2021 11:22 AM

Done as well [@Steve_Reppard](#)


Add tags



0 Kudos

Reply



 Stephen_Schorzm
Apprentice

05-03-2021 11:50 AM

YES THERE IS A CEL. AND I DID START A DTNA TICKET NO THIS. IF I GET SOME MORE INFO I WILL PASS IT ALONG.


Add tags



1 Kudo

Reply



 Sam_Gearhart
Lube Tech

05-22-2021 09:28 AM

 Top

VIN MZ6857 26,132 MILES JUST CAME IN WITH SAME CODE 521154/3, THIS UNIT ALSO HAS A TICKING NOISE FROM ENGINE HAD SPN 5443 FMI 0 DPF HC ABSORPTION VERY HIGH ALSO

Add tags



1 Kudo

Reply



Damian_Littleto

Lube Tech

05-22-2021 03:27 PM

ive got mt3721 17543miles same exact thing right now dpf high absobtion and ticking noise no ts

Add tags



0 Kudos

Reply



Damian_Littleto


Lube Tech

05-22-2021 03:42 PM

just pulled the rocker cover off this one and can stick a 1/8" allen key under the valve adjuster with room to spare on a few cylinders

Add tags

Top




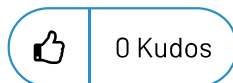
Steve_Reppard

Piston Head

05-23-2021 03:58 AM

Damian, I have noticed since ghg17 engines came out that new trucks come in with valvetrain noise. Pull the rocker cover and several ex rockers are extremely loose. These engines have valvetrain adjusted by machine so there may be an issue there during manufacturing. As far as dpf absorption, did you pull ddec reports to check duty cycle? These issues really shouldn't be related but I have seen stranger things lol. I feel like the code with no t/s will be a software/fuel map update but unsure.

Add tags



Jeremy_Shafto

Lube Tech

05-25-2021 04:05 PM

Have you had any updates for these codes? I had a road-call for a unit that has both 521154 FMI 3 & 5443 FMI 0. When running the unit it does sound like there is a ticking. The Vin for this unit is MZ9935 and it has 24769 miles. This is the first Gen 5 I've been called out for but we have had one in the shop that had a rocker failure. Curious to see if this is going to be a common issue with these new units


Add tags

Top

 0 Kudos

Reply



 Steve_Reppard
Piston Head

05-25-2021 05:23 PM


Jeremy, ticking is usually loose exhaust rocker arm adjustment. Thumping in intake is usually rocker Bridge falling off due to adjusting bolt wear. Make sure to replace all exhaust rocker adjusters and the bridge that falls off. As far as the code goes it may be valvetrain related but unsure at this time.

Add tags

 0 Kudos

Reply





 Sam_Gearhart
Lube Tech

05-26-2021 06:40 AM



DETROIT SENT THIS FILE FOR TS
TS POINTED TO #1 INJECTOR
REMOVED ROCKER COVER AND FOUND THE SAME EXCESSIVE VALVE LASH ON MOST EXHAUST VALVES
REPLIED TO DETROIT AND THEY SENT IT UP TO ENGINEERING WAITING TO HEAR BACK

Add tags


 **521154-3 TS.pdf** 
701 KB

 Top

 0 Kudos

Reply



 Steve_Reppard
Piston Head

05-26-2021 07:22 AM

Sam, yes you will get this code if valvetrain adjustment is not in spec- it can be any cylinder not just #1 . Gen 5 engines are having exhaust rocker adjuster screw wear issues. I would replace all 6 exhaust rocker adjusters and run overhead. I have had this 2x's now and replacing adjusters and running overhead cured coding and excessive valvetrain noise. There is a letter out for rocker adjuster wear issue

Add tags

 0 Kudos

Reply



Sorry, either you cannot reply to this topic or you have not verified your email address by clicking on the verification link in the email we sent you when you registered. If you did not receive an email from us, or need us to resend it, please visit your [User Profile page](#).

Post Reply

company.

[Privacy Statement](#) • [Legal Notice and Terms](#)