

<b>Subject:</b>  <b>WATER LEAK FROM ROOF CAUSING ELECTRICAL AND MECHANICAL CONCERNS</b>	<b>Service Alert No.: SA-035/21</b>
	<b>Last Issued : 05/19/2021</b>

## APPLICABLE MODEL(S)/VINS

2020-2021 CX-30


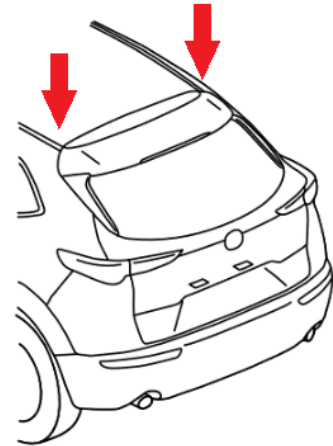

## DESCRIPTION

A customer may experience symptoms caused by a roof water leak. Some will be obvious, like water in the spare tire well, others might be electrical in nature or water in the rear differential. The source of the leak may be pinhole anywhere along the roof seams under the 2 trim strips (where the roof rails attach). Depending on the location of the leak, the headliner may or may not be visibly affected.


## REPAIR PROCEDURE

1. Document the following information on the RO:
  - Document all concerns caused by the leak (e.g. radio not working because it got wet).
  - Check for and document any stored DTCs.
  - Take photos of the area where the leak was found. These will be needed for the warranty claim or pre-authorization (if needed).
2. Check these locations on both sides of the vehicle for a small hole. If a leak is found at this location, sublet to a body shop for repairs.

**CONSUMER NOTICE:** The information and instructions in this bulletin are intended for use by skilled technicians. Mazda technicians utilize the proper tools/ equipment and take training to correctly and safely maintain Mazda vehicles. These instructions should not be performed by "do-it-yourselfers." Customers should not assume this bulletin applies to their vehicle or that their vehicle will develop the described concern. To determine if the information applies, customers should contact their nearest authorized Mazda dealership. Mazda North American Operations reserves the right to alter the specifications and contents of this bulletin without obligation or advance notice. All rights reserved. No part of this bulletin may be reproduced in any form or by any means, electronic or mechanical--including photocopying and recording and the use of any kind of information storage and retrieval system ---without permission in writing.



**CONSUMER NOTICE:** The information and instructions in this bulletin are intended for use by skilled technicians. Mazda technicians utilize the proper tools/ equipment and take training to correctly and safely maintain Mazda vehicles. These instructions should not be performed by "do-it-yourselfers." Customers should not assume this bulletin applies to their vehicle or that their vehicle will develop the described concern. To determine if the information applies, customers should contact their nearest authorized Mazda dealership. Mazda North American Operations reserves the right to alter the specifications and contents of this bulletin without obligation or advance notice. All rights reserved. No part of this bulletin may be reproduced in any form or by any means, electronic or mechanical--including photocopying and recording and the use of any kind of information storage and retrieval system ---without permission in writing.



3. If no leak source was found in step 2, check the rest of the panel seams under the roof trim. If leaks are found there, sublet to a body shop for repairs.
4. If no leaks are found in steps 2 & 3, check the sunroof drains. If the hoses are detached, attach them to the correct locations. If they are damaged or kinked, replace them.
5. If no leaks were found in steps 4, 5, & 6, check for leaks from doors or glass. Recheck for leaks with the headliner lowered or removed. Repair as needed.
6. Repair or replace components that were damaged by the water leak. Take photos for warranty documentation.

#### WARRANTY INFORMATION

Please follow existing warranty processes.

**CONSUMER NOTICE:** The information and instructions in this bulletin are intended for use by skilled technicians. Mazda technicians utilize the proper tools/ equipment and take training to correctly and safely maintain Mazda vehicles. These instructions should not be performed by "do-it-yourselfers." Customers should not assume this bulletin applies to their vehicle or that their vehicle will develop the described concern. To determine if the information applies, customers should contact their nearest authorized Mazda dealership. Mazda North American Operations reserves the right to alter the specifications and contents of this bulletin without obligation or advance notice. All rights reserved. No part of this bulletin may be reproduced in any form or by any means, electronic or mechanical--including photocopying and recording and the use of any kind of information storage and retrieval system ---without permission in writing.