



KIA MOTORS

GROUP
Body

MODEL
Soul (AM)

NUMBER
053

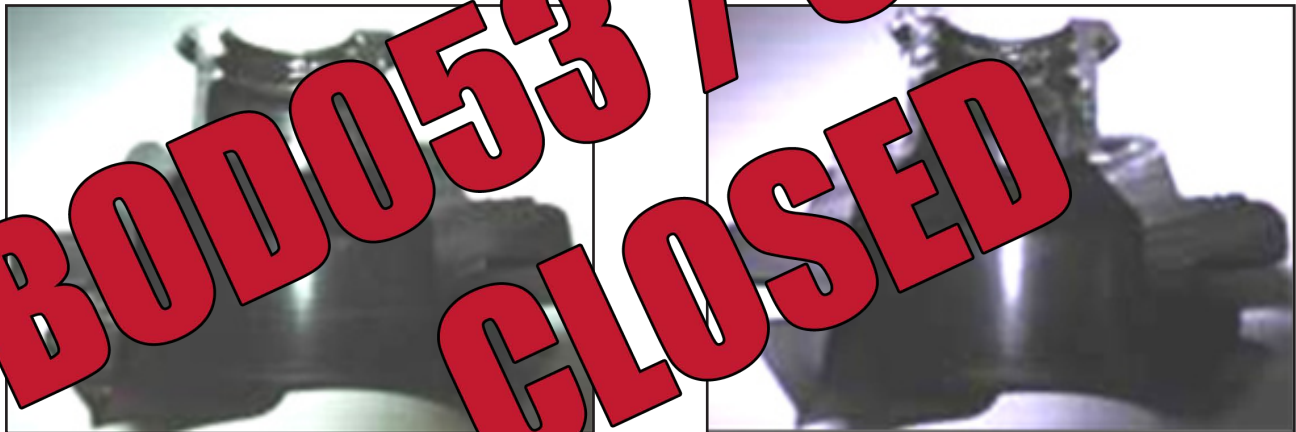
DATE
January 2010

TECHNICAL SERVICE BULLETIN

SUBJECT: SERVICE ACTION: REAR WIPER SQUEAL NOISE REPAIR (SA026)

This bulletin provides information relating to some Soul (AM) vehicles built between 1/1/2009 ~ 6/30/2009 that may experience a rear wiper squeal noise when operating. This concern is due to insufficient grease inside the rear wiper motor shaft. The countermeasure requires the application of Multemp AC-J automotive grease (P/N 08946) to the inner surface of the rear wiper motor shaft and iron.

To improve customer satisfaction, Kia is requesting the application of this service action on all affected 2010 Soul vehicles in dealer stock.



Abnormal (Additional grease required)

Normal (Properly lubricated)

*NOTICE

A Service Action is a repair program without customer notification that is performed during the warranty period. Any dealer request to perform this repair outside the warranty period will require DPSM approval.

Repair status for a VIN is provided on WebDCS (Service>Warranty Coverage>Warranty Coverage Inquiry>Campaign Information). Not Completed Recall/Service Action reports are available on WebDCS (Consumer Affairs>Not Completed Recall Recall VIN>Select Report).

The issue number is SA026.

File Under: Body


- Circulate To: General Manager Service Manager Parts Manager
 Service Advisor(s) Technician(s) Body Shop Manager Fleet Repair

SUBJECT: SERVICE ACTION: REAR WIPER SQUEAL NOISE REPAIR (SA026)

1. Mark wiper arm location using a paint pen, and then remove the rear wiper arm assembly to gain access to the rubber grommet.

***NOTICE**


Lift rear wiper retaining nut cover to gain access to retaining nut.



2. Press the top of the grommet with two fingers to make the opening bigger as shown in the photo, and then apply Multemp AC-J automotive grease/3M Silicone Paste to the inner surface area of the grommet through the opening as indicated by the arrow.

***NOTICE**

Use Multemp AC-J automotive grease or 3M Silicone Paste P/N 08946 (Stock no. 60980017481. UPC 0-51135-08946-0.



3. Reinstall rear wiper arm assembly in reverse order of removal. Align wiper arm with your painted mark.

AFFECTED PRODUCTION RANGE:

MODELS	PRODUCTION DATE RANGE
Soul [AM]	1/1/2009 ~ 6/30/2009

REQUIRED PART:

Multemp AC-J automotive grease or 3M Silicone Paste

WARRANTY CLAIM INFORMATION:

Claim Type	Causal P/N	Qty.	N Code	C Code	Repair Description	Labor Op Code	Time	Related Parts	Qty
V	98710 2K000	0	N29	C26	(SA026) Grease Application to Rear Wiper Motor Shaft Grommet	090075R0	0.2 M/H	N/A	0

***NOTICE**

VIN Inquiry data for this repair is provided for tracking purposes only. Kia retailers should reference SA026 when accessing the WebDCS system.