



Vincent D'Auria

Senior Manager Product, Safety & Compliance - Regulatory & Compliance

April 20, 2021

To: All U.S. and Canadian Volvo Retailers

Subject: Service Action – S10066

Volvo Car USA LLC and Volvo Car Canada Ltd on behalf of Volvo Car Corporation, has decided to launch Service Action S10066 on certain Volvo S60, V90CC, XC60, V60CC, V60, XC90, S90L, and V90 Model Year 2019-2020 vehicles.

Volvo has identified that a malfunction in the Dual Purge check valve impacts the purge ejector function at high loads and the flow diagnostics will trigger a DTC and MIL. No impact on drive-ability or emissions.

The corrective action is to replace the Dual Purge pipe.

S10066 affects 99,492 vehicles in the U.S. and 10,972 in Canada.

OWNER NOTIFICATION

No owner notification.

RETAILER RESPONSIBILITIES

Retailers must perform this service action on eligible vehicles regardless of miles or vehicle age. All work performed under this service action is free of charge to the owner.

Your regional representative will follow up to ensure that Service Action S10066 is proceeding smoothly.

A complete description of the service action requirements and claim submission procedures will follow.



It is the retailer's responsibility to review the details provided in the materials listed below with all involved personnel.

- Quality Bulletin
- Quality Bulletin Instructions
- Parts Bulletin

Your cooperation in completing Service Action S10066 is greatly appreciated.


All vehicles should be checked for any other incomplete actions.

If you have any questions about this or any other field service action, please contact me or any member of the Regulations and Compliance office.

Drive Safely,

A handwritten signature in blue ink, appearing to read "Vincent D'Auria".

Vincent D'Auria
Senior Manager Product, Safety and Compliance - Regulatory & Compliance
201-647-0004
vincent.dauria@volvocars.com

VOLVO CAR SERVICE AND PARTS BUSINESS				
<h1>Quality Bulletin</h1>				
TITLE: Service Action S10066: Dual Purge - S60, V90CC, XC60, V60CC, V60, XC90, S90L, and V90 – Model Year 2019-2020				
GROUP: 2350	CAT/NO: S10066	ISSUING DEPARTMENT: Product, Safety and Compliance	CAR MARKET: United States and Canada	
REVISIONS:			ISSUE DATE: 2021-04-21	STATUS DATE: 2021-04-21
Page 1 of 3				

“Right first time in Time”

- A. SERVICE ACTION S10066 DESCRIPTION**
- B. VEHICLES INVOLVED**
- C. PARTS INFORMATION/PARTS RETURN**
- D. OWNER NOTIFICATION**
- E. QUALITY BULLETIN INSTRUCTIONS**
- F. VEHICLES IN RETAILER INVENTORY**
- G. RETAILER RESPONSIBILITY**
- H. TECHNICIAN COMPETENCY REQUIREMENT**
- I. SERVICE ACTION REIMBURSEMENT PROCEDURES & RETAILER ALLOWANCE**

A. SERVICE ACTION S10066 DESCRIPTION

Volvo Car USA LLC and Volvo Car Canada Ltd on behalf of Volvo Car Corporation, has decided to launch Service Action S10066 on certain Volvo S60, V90CC, XC60, V60CC, V60, XC90, S90L, and V90 Model Year 2019-2020 vehicles.

Volvo has identified that a malfunction in the Dual Purge check valve impacts the purge ejector function at high loads and the flow diagnostics will trigger a DTC and MIL. No impact on drive-ability or emissions.

The corrective action is to replace the Dual Purge pipe.

S10066 affects 99,492 vehicles in the U.S. and 10,972 in Canada.



B. VEHICLES INVOLVED

NOTE: RETAILER MUST CONFIRM VEHICLE ELIGIBILITY PRIOR TO BEGINNING THE REPAIR FOR THIS SERVICE ACTION. VEHICLES IN RETAILER INVENTORY MUST BE UPGRADED PRIOR TO SALE.

Vehicle eligibility must be confirmed:

- Vehicle Inquiry – Warranty Vehicle Inquiry where the message “Service Action S10066 Dual Purge” will appear for eligible vehicles, F4=History from the main Inquiry menu must be selected to confirm Service Action S10066 has not been completed. Eligibility can also be confirmed in TIE.

All vehicles should be checked for any incomplete Recalls, Service Campaigns or Service Actions. All open Recall, Service Campaign or Service Action repairs should be completed.

C. PARTS INFORMATION / PARTS RETURN

Please refer to the Parts Bulletin.

PARTS RETURN

No parts are required to be returned to TMA for this service action.

D. OWNER NOTIFICATION

No owner notifications.

E. QUALITY BULLETIN INSTRUCTIONS

Please refer to the Quality Bulletin Instructions for correct repair method.

QB Instructions VCC-519961-1 for Engines B4204T27, T28, T35

QB Instructions VCC-519961-2 for Engines B4204T23, T44

F. VEHICLES IN RETAILER INVENTORY

Vehicles in retailer inventory must be completed prior to sale.

G. RETAILER RESPONSIBILITY

Retailers must check eligibility prior to completing this service action. All eligible vehicles must have this service action completed prior to customer delivery.

H. TECHNICIAN COMPETENCY REQUIREMENT

The technician competency requirement for this repair is Level 2 Master Certified Technician.



Quality Bulletin S10066

I. REIMBURSEMENT PROCEDURES & RETAILER ALLOWANCE

Labor reimbursement is effective at time of release and may change in the future.

Claim Type: S10066

Cause Code: 02

CSC Code: XW

Main OP: 97715

Failed Part: Dependent on engine type: Only One p/n: 32312085, 32312087, 32312088

<u>Operation Number</u>	<u>Repair Description</u>	<u>Qty</u>	<u>Labor Time</u>
97715-2	Evap-Pipe Replace acc. QB S10066	1	0.2



Volvo Car Customer Service

QB Instruction VCC-519961-1

Title	EVAP-line	Page	1 (6)
Action	Replacement	Operation number:	97715-2

Issue	Date	Reason
1	2020-10	First issue

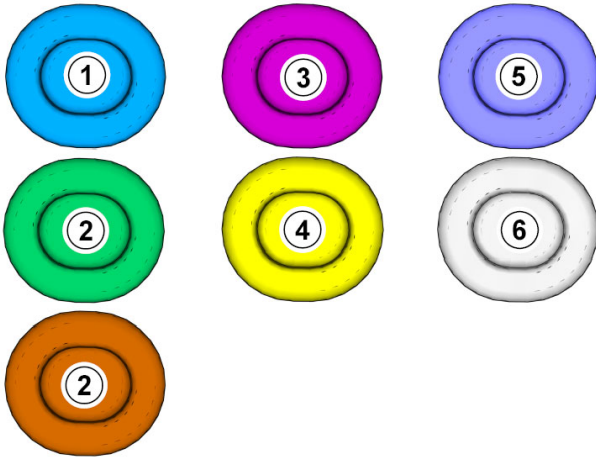
Affected vehicles

Model year	Model	Engine
2019, 2020	S60 (19-)	B4204T27, T28, T35
2018, 2019, 2020	S90L	B4204T27, T28, T35
2019, 2020	V60 (19-)	B4204T27, T28, T35
2018, 2019, 2020	V90 (17-)	B4204T26, T27, T28, T35
2018, 2019, 2020	V90 Cross Country	B4204T27
2018, 2019, 2020	XC60 (18-)	B4204T27, T28, T35
2018, 2019, 2020	XC90 (16-)	B4204T27, T28, T35

Materials

Materials	Qty.	Part No.	Notes
Distilled water	1.0		

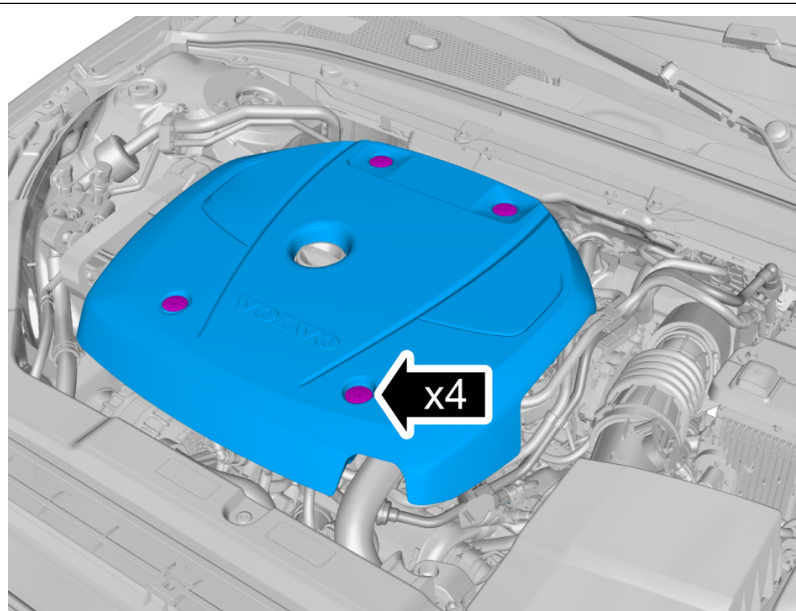
Color symbols



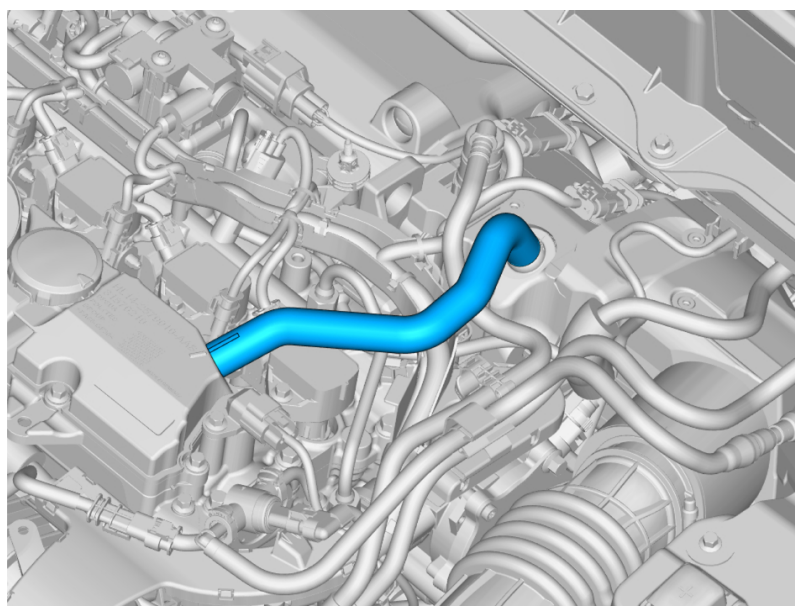
Note! This colour chart displays (in colour print and electronic version) the importance of the different colours used in the images of the method steps.

- 1 . Used for focused component, the component with which you will do something.
- 2 . Used as extra colors when you need to show or differentiate additional parts.
- 3 . Used for attachments that are to be removed/installed. May be screws, clips, connectors, etc.
- 4 . Used when the component is not fully removed from the vehicle but only hung to the side.
- 5 . Used for standard tools and special tools.
- 6 . Used as background color for vehicle components.

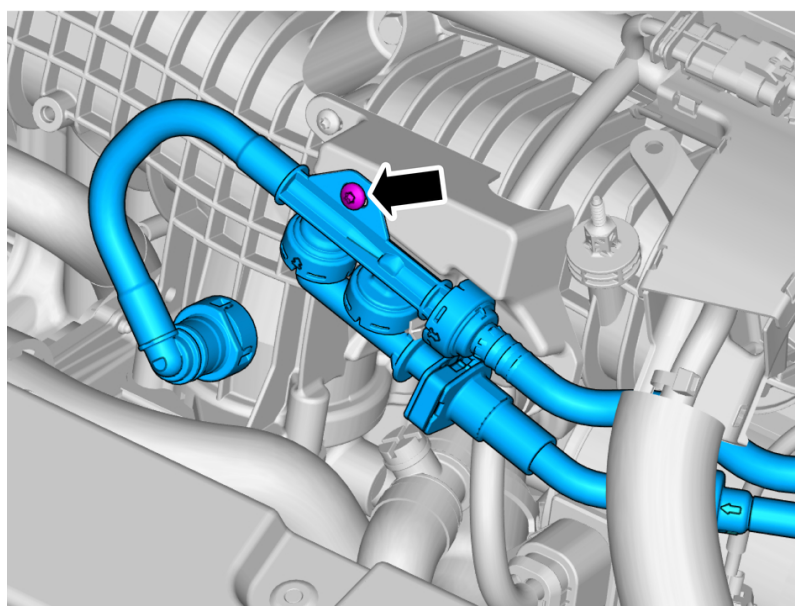
Removal



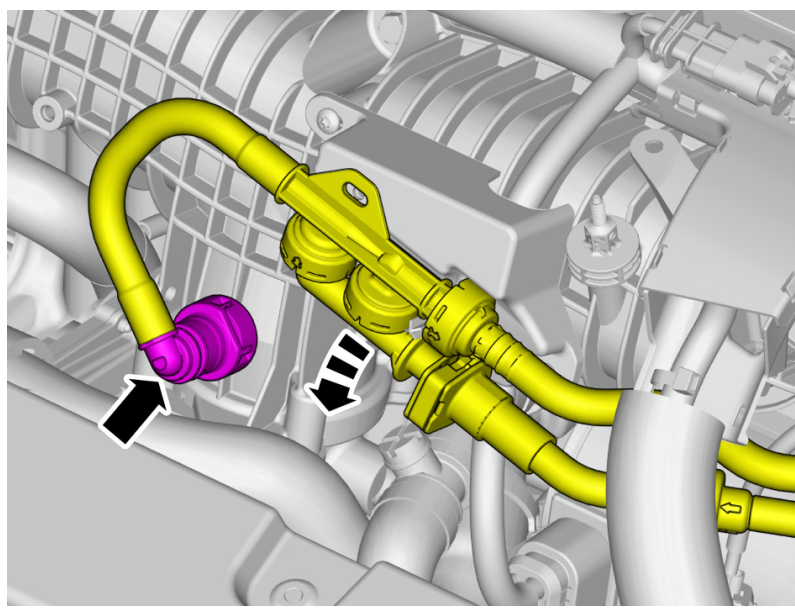
Loosen the screws.
Remove the marked part.



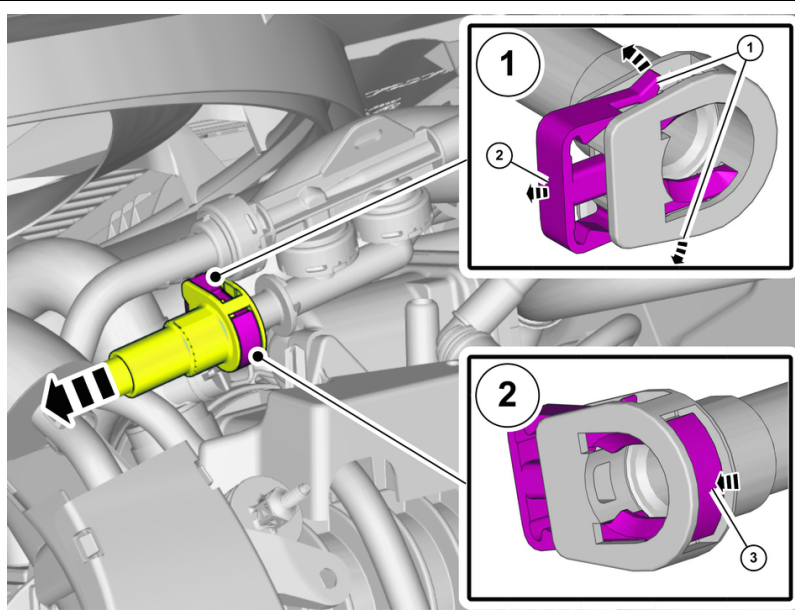
Remove the hose.



Remove the screw.



Undo the hose from the connection.
Fold marked part aside.

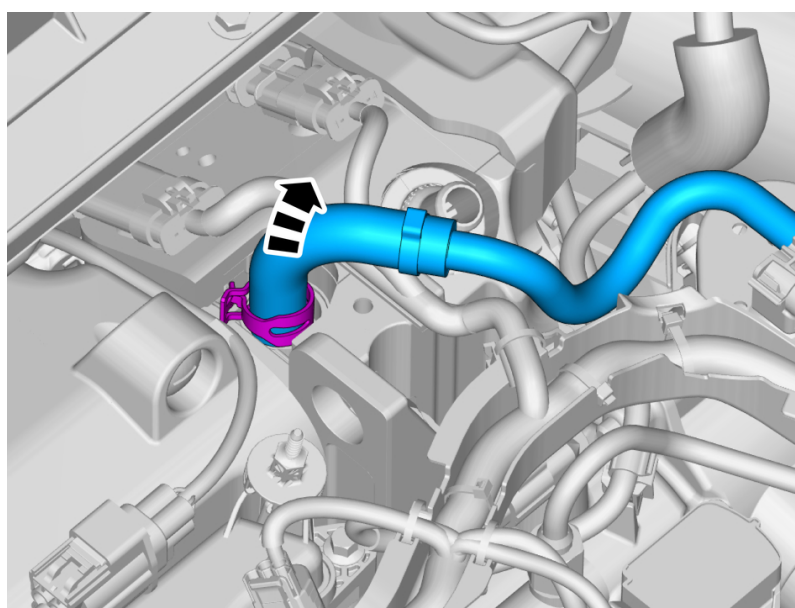


Caution! Observe caution when carrying out this step.

Caution! The use of tools or excessive force will damage the quick release couplings.

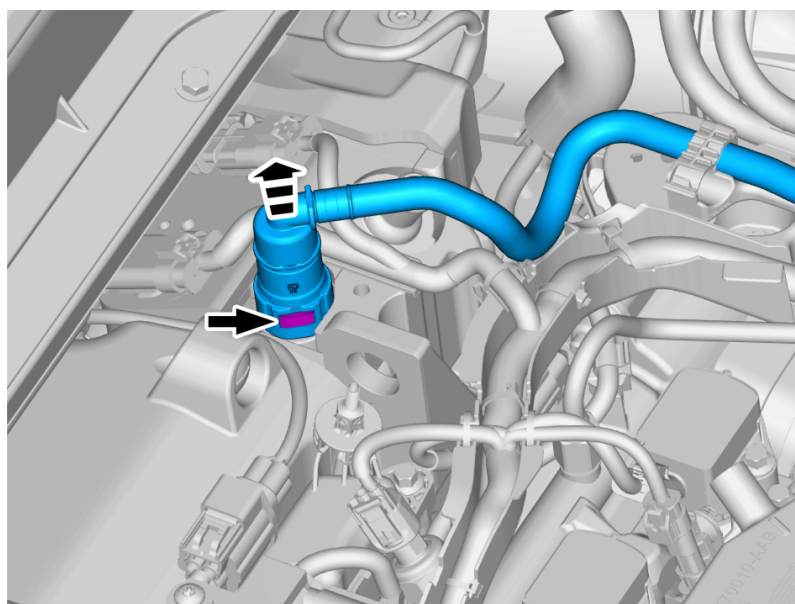
Release the locks.
Loosen the marked detail.

Vehicles early version



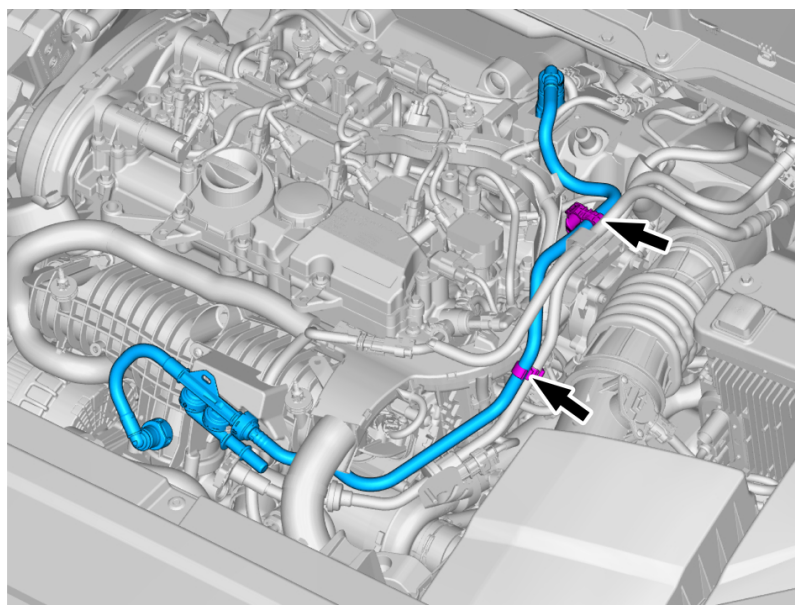
Loosen the hose clamp.
Undo the hose from the connection.

Vehicles late version



Release the locks.
Undo the hose from the connection.

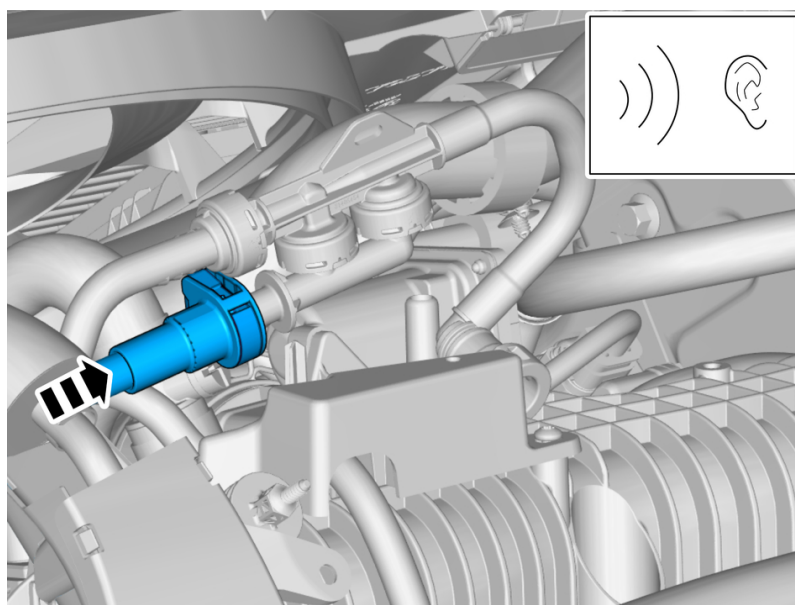
All vehicles



Loosen the clips.
Remove the hose.

Installation

To install, reverse the removal procedure.



Caution! Make sure that the quick release couplings are correctly engaged.

If necessary

Use: Distilled water ,



Volvo Car Customer Service

QB Instruction VCC-519961-2

Title	EVAP-line	Page	1 (5)
Action	Replacement	Operation number:	97715-2

Issue	Date	Reason
1	2020-10	First issue

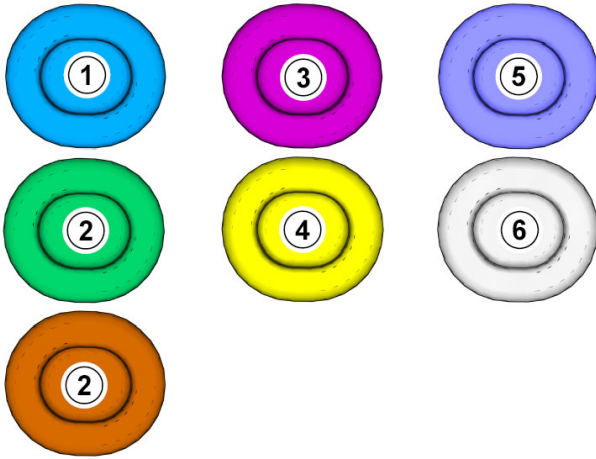
Affected vehicles

Model year	Model	Engine
2019, 2020	S60 (19-)	B4204T23, T44
2018, 2019, 2020	S90L	B4204T23, T44
2019, 2020	V60 (19-)	B4204T23, T44
2019, 2020	V60 Cross Country (19-)	B4204T23
2018, 2019, 2020	V90 (17-)	B4204T23, T44
2018, 2019, 2020	V90 Cross Country	B4204T23
2018, 2019, 2020	XC60 (18-)	B4204T23, T44
2018, 2019, 2020	XC90 (16-)	B4204T23

Materials

Materials	Qty.	Part No.	Notes
Distilled water	1.0		

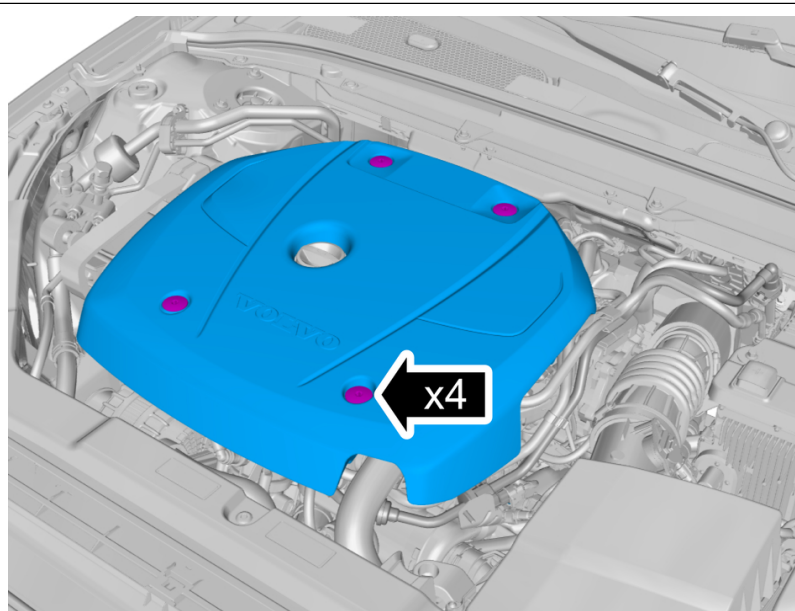
Color symbols



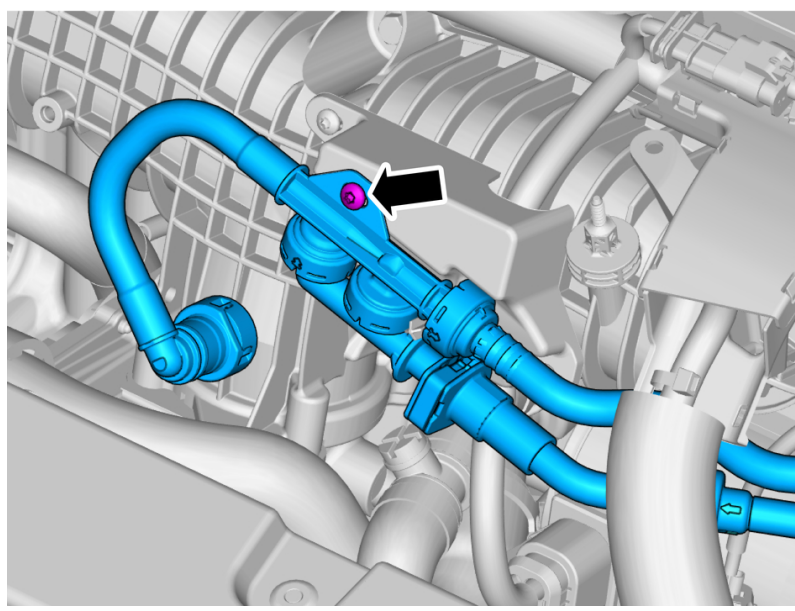
Note! This colour chart displays (in colour print and electronic version) the importance of the different colours used in the images of the method steps.

- 1 . Used for focused component, the component with which you will do something.
- 2 . Used as extra colors when you need to show or differentiate additional parts.
- 3 . Used for attachments that are to be removed/installed. May be screws, clips, connectors, etc.
- 4 . Used when the component is not fully removed from the vehicle but only hung to the side.
- 5 . Used for standard tools and special tools.
- 6 . Used as background color for vehicle components.

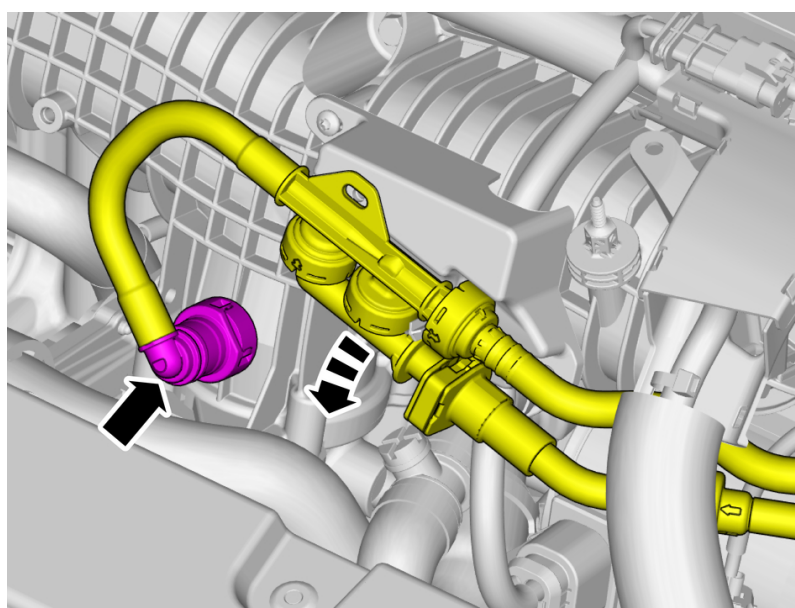
Removal



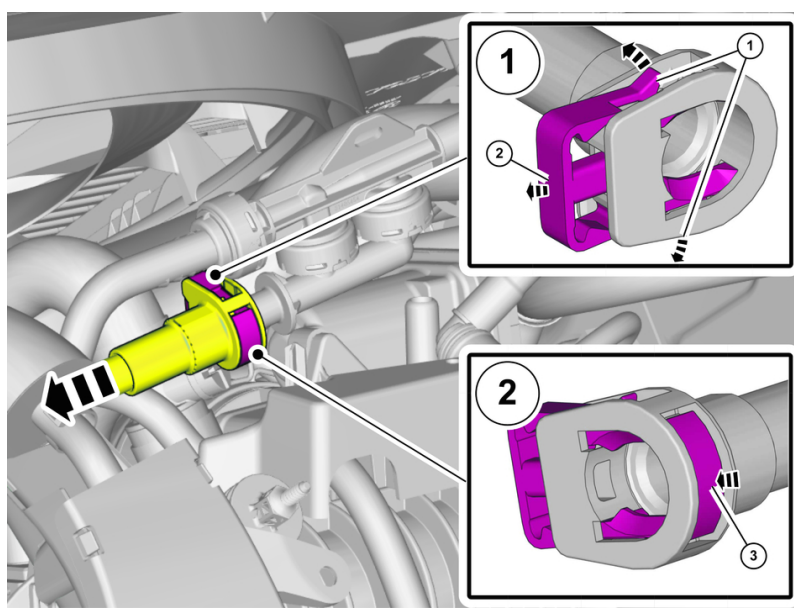
Loosen the screws.
Remove the marked part.



Remove the screw.



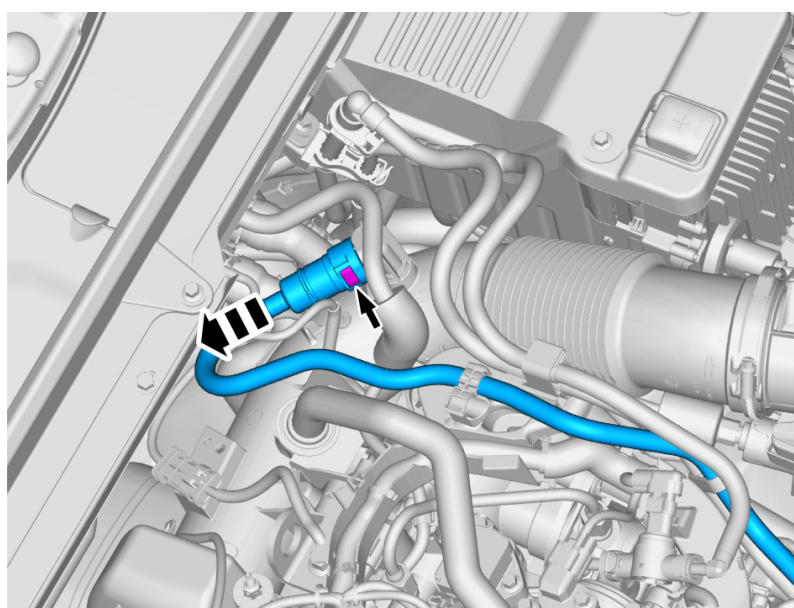
Undo the hose from the connection.
Fold marked part aside.



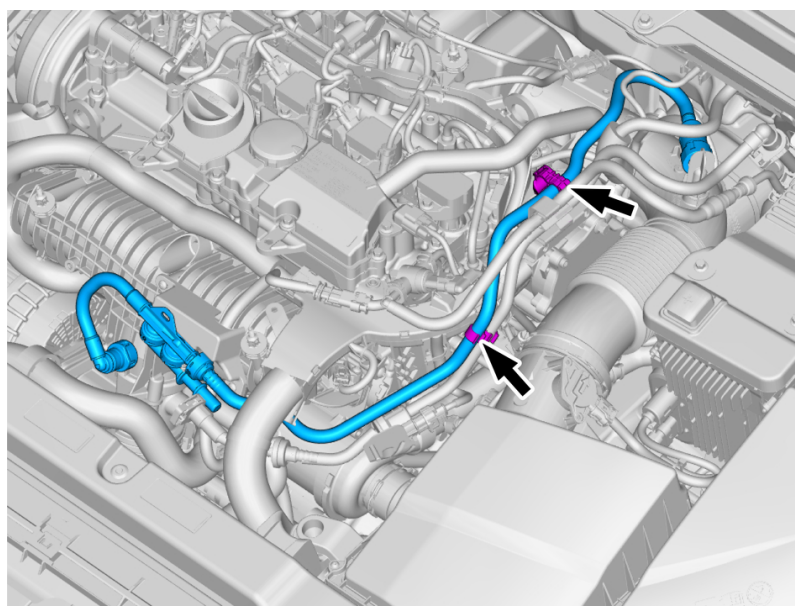
Caution! Observe caution when carrying out this step.

Caution! The use of tools or excessive force will damage the quick release couplings.

Release the locks.
Loosen the marked detail.



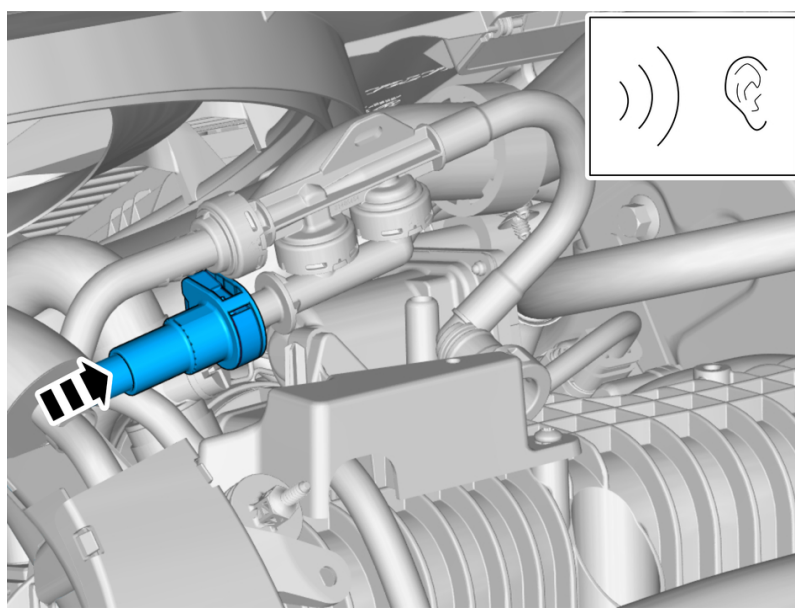
Release the locks.
Undo the hose from the connection.



Loosen the clips.
Remove the hose.

Installation

To install, reverse the removal procedure.



Caution! Make sure that the quick release couplings are correctly engaged.

If necessary

Use: Distilled water ,



Parts Bulletin

TITLE:

**Service Action S10066 Dual Purge
Model Year S60, V90CC, XC60, V60CC, V60, XC90, S90L, and V90 2019-2020**

**GROUP:
23**

**CAT/NO:
S10066**

**CAR MARKET:
United States and Canada**

REVISIONS:

**ISSUE DATE:
2021-04-21**

**STATUS DATE:
2021-04-21**

Page 1 of 2

“Right first time in Time”

Reference Bulletin: QB S10066

Volvo Car USA LLC and Volvo Car Canada Ltd on behalf of Volvo Car Corporation, has decided to launch Service Action S10066 on certain Volvo S60, V90CC, XC60, V60CC, V60, XC90, S90L, and V90 Model Year 2019-2020 vehicles.

Volvo has identified that a malfunction in the Dual Purge check valve impacts the purge ejector function at high loads and the flow diagnostics will trigger a DTC and MIL. No impact on driveability or emissions.

The corrective action is to replace the Dual Purge pipe.

S10066 affects 99,492 vehicles in the U.S. and 10,972 in Canada.

The following part numbers apply:

Part Number	Description	Qty
*32312085 – B4204T27, T28, T35 str Week <19w20	Evap Pipe	1
32312087 - B4204T23, T4	Evap Pipe	1
*32312088 - B4204T27, T28, T35 str Week >19w20	Evap Pipe	1

*For vehicles with engine T27, T28 and T35 there are chassis breaks for each vehicle type in structure week 19w20. See page two.

Please refer to VIDA to further identify which Part Number should be used.



Engines B4204T27, T28 and T35	Part number/Chassis number break	
Vehicle Type	32312085	32312088
224	-->0030106	0030107-->
225	-->0347053	0347054-->
227	-->0030010	0030011-->
235	-->0154031	0154032-->
236	-->0101006	0101007-->
238	-->0136023	0136024-->
246 Plant 21	-->0410173	0410174-->
246 Plant 36	-->0410162	0410163-->
256	-->0530259	0530260-->