	GROUP ELE	MODEL 2022MY Carnival (KA4)
	NUMBER 243	DATE May 2021
<b>TECHNICAL SERVICE BULLETIN</b>		
<b>SUBJECT: SERVICE ACTION: NOTICE LABEL INSPECTION/ APPLICATION ON AC INVERTER OUTLET COVERS (SA478)</b>		

This bulletin provides the procedure to inspect for and apply “NOTICE” labels on the inside covers of the console and luggage AC Inverter Outlets on some 2022MY Carnival (KA4) vehicles produced from January 4, 2021 through March 18, 2021, which may be missing the labels instructing users to “Close the lid when the power outlet is not in use.” To correct this concern, follow the procedure outlined in this bulletin to check if this Notice label is missing, and if necessary, apply the label on the inside of the AC Inverter Outlet covers. Before conducting the procedure, verify that the vehicle is included in the list of affected VINs.



Notice Label for AC Inverter Outlet Covers

### ★ NOTICE

A Service Action is a repair program without customer notification that is performed during the warranty period. Any dealer requesting to perform this repair outside the warranty period will require DPSM approval.

Repair status for a VIN is provided on WebDCS (Service → Warranty Coverage → Warranty Coverage Inquiry → Campaign Information). Not completed Recall / Service Action reports are available on WebDCS (Consumer Affairs → Not Completed Recall → Recall VIN → Select Report), which includes a list of affected vehicles.

This issue number is **SA478**.


Printed TSB copy is for reference only; information may be updated at any time.  
Always refer to KGIS for the latest information.

Circulate To:     General Manager     Service Manager     Parts Manager  
 Service Advisors     Technicians     Body Shop Manager     Fleet Repair

SUBJECT: SERVICE ACTION: NOTICE LABEL INSPECTION/  
APPLICATION ON AC INVERTER OUTLET COVERS (SA478)

**AC Inverter Outlet Cover Notice Label Inspection/Application Procedure:**


1. Open the AC Inverter Outlet cover (A) on the front console.
  - **OK:** If the “NOTICE” label is present, proceed to step 3 to inspect the luggage area inverter outlet cover.



- **NG:** If label is not present, proceed to step 2.



2. Apply the “NOTICE” label (B) to the inside of the cover as shown.



SUBJECT:

## SERVICE ACTION: NOTICE LABEL INSPECTION/ APPLICATION ON AC INVERTER OUTLET COVERS (SA478)

3. Open the AC Inverter Outlet cover (C) in the luggage area.

- **OK:** If the “NOTICE” label is present, no further action is needed.



- **NG:** If label is not present, proceed to step 4.



4. Apply the “NOTICE” label (B) to the inside of the cover as shown.




## SUBJECT:

SERVICE ACTION: NOTICE LABEL INSPECTION/  
APPLICATION ON AC INVERTER OUTLET COVERS (SA478)

## AFFECTED VEHICLE RANGE:

Model	Production Date Range
Carnival (KA4)	January 4, 2021_to March 18, 2021

## REQUIRED PART:

Part Name	Part Number	Figure	Qty.
Inverter Outlet Cover Notice Label	95260 R0500QQK		1

**Note:** When ordering the Inverter Outlet Cover Notice Label, two (2) parts will be supplied, one (1) for the front console outlet and one (1) for the luggage area outlet.

## WARRANTY INFORMATION:

**N Code: N99 C Code: C99**

Claim Type	Causal P/N	Qty.	Repair Description	Labor Op Code	Op Time	Replacement P/N	Qty.
V	95260 R0300	0	(SA478) NOTICE Label Inspection on Console & Luggage Inverter Outlet Covers	210068R0	0.1 M/H	N/A	0
			(SA478) NOTICE Label Application on Console & Luggage Inverter Outlet Covers	210068R1	0.2 M/H	95260 R0500QQK	1

**\* NOTICE**

VIN inquiry data for this repair is provided for tracking purposes only. Kia retailers should reference **SA478** when accessing the WebDCS system.