



# SERVICE BULLETIN

Classification:	Reference:	Date:
DA15-032C	NTB15-099C	March 12, 2021

## SERVICE INFORMATION FOR DTCs C1A12 AND C1A16

This bulletin has been amended. See **AMENDMENT HISTORY** on the last page.  
Discard all previous versions of this bulletin.

- APPLIED VEHICLES:**
- |                        |                          |
|------------------------|--------------------------|
| 2016 Altima (L33)      | 2016 Murano Hybrid (Z52) |
| 2016 Maxima (A36)      | 2015-2016 Rogue (T32)    |
| 2015-2016 Murano (Z52) | 2016 Sentra (B17)        |

### SERVICE INFORMATION

As part of the diagnosis for DTC **C1A16** (RADAR BLOCKED) that is stored in an **APPLIED VEHICLE**, be sure to check the following:

- Check the ICC/distance sensor lens or the bumper fascia in front of the sensor (see pages 2, 3, and 4). Remove any obstructions, including any clear bra or film, and clean off any stains (mud, dirt, road debris, dirty rain water, etc.), and then verify proper system operation.

As part of the diagnosis for DTC **C1A12** (LASER BEAM OFFCNTR) that is stored in an **APPLIED VEHICLE**, be sure to check the following:

- Inspect the bumper fascia in the area in front of the ICC/distance sensor (see pages 2, 3, and 4).
  - Check for stains and/or physical damage (for example, mud/dirt, road debris, dirty rain water, scrapes, punctures, misshapen surface).
  - If there is physical damage but not severe, clean the area in front of the ICC/distance sensor, perform an ICC/distance sensor alignment using CONSULT-III plus (C-III plus), and then verify proper system operation.
  - If an ICC/distance sensor alignment is not successful, inspect the ICC/distance sensor bracket for damage (see page 5).
    - If damaged, replace the ICC/distance sensor bracket, and then perform an ICC/distance sensor alignment again.

If the above information does not resolve the issue for either DTC, refer to the Electronic Service Manual (ESM), section **CCS-Cruise Control System** or **DAS-Driver Assistance System** (as it applies), for diagnosis of the stored DTC(s).

Nissan Bulletins are intended for use by qualified technicians, not 'do-it-yourselfers'. Qualified technicians are properly trained individuals who have the equipment, tools, safety instruction, and know-how to do a job properly and safely. **NOTE:** If you believe that a described condition may apply to a particular vehicle, DO NOT assume that it does. See your Nissan dealer to determine if this applies to your vehicle.

**NOTE:** The Nissan New Vehicle Limited Warranty does not cover incidents due to lack of vehicle maintenance and/or physical damage. Refer to the Nissan Assurance Products Resource Manual (APRM) for guidelines on warranty coverage. The vehicle owner's manual contains the complete details regarding the limited warranty.

Location of ICC/distance sensor, behind or below bumper fascia






Location of  
ICC/distance  
sensor, behind  
or below  
bumper fascia



Location of  
ICC/distance  
sensor, behind  
or below  
bumper fascia

Sentra





## AMENDMENT HISTORY

PUBLISHED DATE	REFERENCE	DESCRIPTION
November 5, 2015	NTB17-077	Original bulletin published
February 17, 2016	NTB15-099A	<b>APPLIED VEHICLES</b> updated
September 6, 2016	NTB15-099B	<b>APPLIED VEHICLES</b> updated
March 12, 2021	NTB15-099C	Classification Number updated

