

DTNA Solutions > Discussions and Feedback > Tech Talk
> M2 SPLICE PACKS IN DASH AND FONTAINE MODULES



Robert_Cadell_J

MacGyver

03-31-2021 12:41 PM

M2 SPLICE PACKS IN DASH AND FONTAINE MODULES

Vehicle Information

VIN: 1FVACXFC3MHMP0735

Model: M2 106 CONVENTIONAL CHASSIS

Model Year: 2021

Mileage: 23 miles

Make: FTL

Are you currently seeing this same issue on other DTNA vehicles at your location?: no


Base Model: M2106

Vehicle Systems Involved

ELECTRICAL

OTHER SYSTEM (FONTAINE
SYSTEM)


WANTED TO POST PICTURES OF FONTAINE MODULE LOCATIONS AND SPLICE PACKS IN DASH. HOPE THIS HELPS SOMEONE.
















Tags:

5TH PHOTO IS THE AIR MODULE USED BY FONTAINE

6TH PHOTO IS FONTAINE CONTROL MODULE BEHIND ICU AIR MODULE FONATINE ICU BEHIND DASH
m2 SPLICE PACKS IN DASH

Add tags



6 Kudos

Reply



Talbert_Simonia

King Pin

03-31-2021 06:30 PM

All hidden behind the dash. Thanks [@Robert_Cadell_J](#)

Add tags



0 Kudos

Reply



Jesse_Gutierrez

Solutions Pro

04-01-2021 07:01 AM

always hated having to pull the dash apart to get to these things, wish they made it quicker to access

Add tags



0 Kudos

Reply



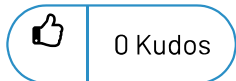
Robert_Cadell_J


MacGyver

04-02-2021 04:55 AM

Its not that bad tearing a M2 dash apart. it could be worse.

Add tags

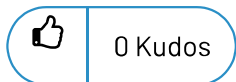
[Reply](#)

 Jesse_Gutierrez
Solutions Pro

04-02-2021 07:35 AM

True , but it's cramped in the day cabs , prefer pulling the western stars or cascadias more wiggle room

Add tags

[Reply](#)