

GLOBAL SAFETY FIELD INVESTIGATIONS
DCS5711
URGENT - DISTRIBUTE IMMEDIATELY

Date: March 10, 2021

Subject: N212329850 - Customer Satisfaction Program
Control Box Circuit Breakers

Models: 2019 – 2021 Chevrolet Silverado 4500HD/5500HD/6500HD
Equipped with Provisions Electrical Switch Bank SEO (RPO UEH)

To: Select General Motors Medium Duty Dealers

General Motors is releasing Customer Satisfaction Program N212329850 today. The total number of U.S. vehicles involved is approximately 205. Please see the attached bulletin for details.

Customer Letter Mailing

The customer letter mailing will begin in March.

Global Warranty Management (GWM)

The Required Field Action section on the Investigate Vehicle History (IVH) screen will be updated March 11, 2021 or sooner. A list of involved vehicles in dealer new inventory is attached to this message. Please hold all warranty transactions until IVH has been updated.

END OF MESSAGE

GLOBAL SAFETY FIELD INVESTIGATIONS

Customer Satisfaction Program

N212329850 Control Box Circuit Breakers



Release Date: March 2021

Revision: 00

Attention: ONLY Chevrolet Medium Duty dealers can complete this recall repair.

This program is in effect until March 31, 2023.

Make	Model	Model Year		RPO	Description
		From	To		
Chevrolet	Silverado 4500HD/5500HD/6500HD	2019	2021	UEH	Provisions – Electrical Switch Bank (SEO)

Involved vehicles are marked “open” on the Investigate Vehicle History screen in GM Global Warranty Management system. This site should always be checked to confirm vehicle involvement prior to beginning any required inspections and/or repairs.

Condition	Certain 2019 - 2021 model year Chevrolet Silverado 4500HD/5500HD/6500HD vehicles, equipped with the provisions – electrical switch bank (SEO) (RPO UEH), may under certain conditions, have circuit breakers inside an auxiliary control box that could trip due to the high temperature that may accumulate inside the vehicle and control box.
Correction	Dealers are to replace (7) circuit breakers with equivalent rated fuse and the 5 Amp circuit breaker with a 10 Amp fuse and apply the updated labels.

Parts

Quantity	Part Name	Part No.
1	UEH – 10 amp Mini fuse	12092079
5	UEH – 20 amp Mini fuse	88861352
2	UEH – 30 amp Mini fuse	12092075
1	Label Set	WPC870*

It is estimated that 205 involved vehicles will fail the inspection and require part replacement. **Most of these are commonly bought parts and may already be available in your Dealerships inventory.** Due to the small number of vehicles anticipated that will need this fix and the limited initial parts availability, dealers are encouraged not to order these parts for use as shelf stock.

Note: If GM fuses are not available, use the equivalent value **Littel Fuse** brand fuses. No other brand fuses are acceptable.

* The Label Set can be obtained from the Warranty Parts Center (WPC) using the TSP Dealer Request Form located on Global Connect<Service Department<Service Forms Application<General Information tab<TSP Dealer Request Form. Instructions for submitting are on the form. Request WPC870.

Warranty Information

Labor Operation	Description	Labor Time	Trans. Type	Net Item
9105638	Remove Auxiliary Power Distribution Block Circuit Breakers and Install Fuses and Labels (Crew Cab Vehicles) Add: For Regular Cab Vehicles	0.3 0.3	ZFAT	*

* The amount identified in “Net Item” should represent the actual sum total of the current GMCC&A Dealer net price for fuses needed to perform the required repairs, not to exceed \$9.00 USD.

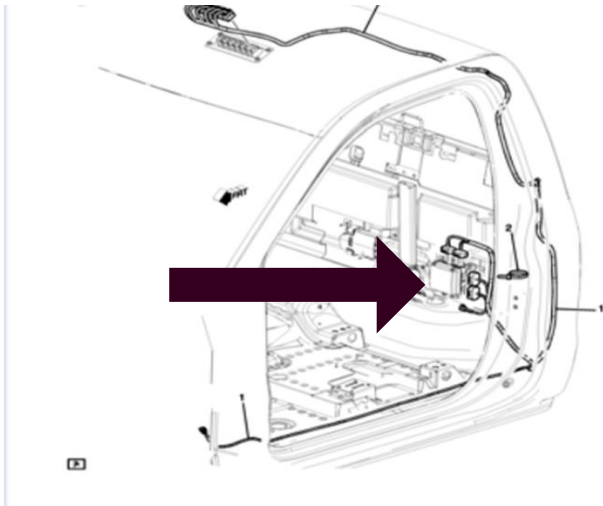
Customer Satisfaction Program

N212329850 Control Box Circuit Breakers



Service Procedure

This procedure replaces the auxiliary power distribution block circuit breakers with fuses and adds revised fuse requirement labels for the fuse block and fuse block cover.



5753961

1. Access the auxiliary power distribution block located on the inside back panel of the vehicle cab.
 - For crew cab vehicles, lift the left rear seat lower cushion to access the auxiliary power distribution block.
 - For standard cab vehicles, remove the back-body panel carpet. Refer to *Front Seat Back Body Panel Carpet Replacement* in SI.
2. Open the auxiliary power distribution block cover.



5753962

3. Locate the eight circuit breakers on the left side of the power distribution block.

Note: Remove and replace the circuit breaker/fuses one at a time to ensure the correct value fuse is inserted into the correct location.


CB8 (CB 5Amp) will get 10Amp fuse GM PN 12092079
CB1 (CB 20Amp) will get 20Amp fuse GM PN 88861352
CB2 (CB 30Amp) will get 30Amp fuse GM PN 12092075
CB3 (CB 30Amp) will get 30Amp fuse GM PN 12092075
CB4 (CB 20Amp) will get 20Amp fuse GM PN 88861352
CB5 (CB 20Amp) will get 20Amp fuse GM PN 88861352
CB6A (CB 20Amp) will get 20Amp fuse GM PN 88861352
CB6B (CB 20Amp) will get 20Amp fuse GM PN 88861352

Customer Satisfaction Program

N212329850 Control Box Circuit Breakers



4. Install fuses in the locations shown above. All of the fuses are the same amp rating as the removed circuit breaker except for position CB8. The CB8 position 5-amp circuit breaker gets replaced with a 10-amp fuse.
5. Clean the inside surface of the fuse block cover with isopropyl alcohol.



5774685



5774684

6. Install the fuse block cover label as shown. Carefully separate the label from the backing paper, do not touch the adhesive.




5774688

7. Clean the area of the fuse block that shows the CB values with isopropyl alcohol.

Customer Satisfaction Program

N212329850 Control Box Circuit Breakers



5774686



5774694

8. Install the fuse block label over the existing CB information. Carefully separate the label from the backing paper, do not touch the adhesive.
9. Close and latch the auxiliary power distribution block cover.
10. If necessary, reinstall the back-body panel carpet. Refer to *Front Seat Back Body Panel Carpet Replacement* in SI.

Dealer Responsibility

All new, used, GM Certified Used, courtesy transportation vehicles, dealer shuttle vehicles, etc. in dealers' possession and subject to this program must be held and inspected/repaired per the service procedure of this bulletin before customers take possession of these vehicles. Involved vehicles must be held and not delivered to customers, dealer-traded, released to auction, used for demonstration, or any other purpose.

All GM Certified Used vehicles currently in the dealers' inventory within the Certified Pre-Owned Inventory System (CPOIS) will be de-certified and must be held and remedied per the service procedure in this bulletin. Upon submitting an accepted/paid warranty transaction in the Global Warranty Management (GWM) system, the vehicle can be re-certified for sale within the CPOIS system, or once again be used in the CTP program.

Dealers are to service all vehicles subject to this program at no charge to customers, regardless of mileage, age of vehicle, or ownership, through March 31, 2023. Customers who have recently purchased vehicles sold from your vehicle inventory, and for which there is no customer information indicated on the involved vehicle listing, are to be contacted by the dealer. Arrangements are to be made to make the required correction according to the instructions contained in this bulletin. A copy of the customer letter is provided in this bulletin for your use in contacting customers. Program follow-up cards should not be used for this purpose, since the customer may not as yet have received the notification letter.

Customer Satisfaction Program

N212329850 Control Box Circuit Breakers



In summary, through March 31, 2023, whenever a vehicle subject to this field action enters your vehicle inventory you must take the steps necessary to ensure the program correction has been made before selling the vehicle. In addition, for vehicles entering your facility for service, you are required to ensure the customer is aware of the open field action and make every reasonable effort to implement the program correction as set forth in this bulletin prior to releasing the vehicle.

Dealer Reports

For dealers with involved vehicles, a listing has been prepared and will be available through GM GlobalConnect Maxis Field Action Reports or sent directly to export dealers. The Inventory tab of the dealer reports will contain VINs that apply to this field action. This information is intended to assist dealers with the **PROMPT COMPLETION** of these vehicles. The Customer In-Service tab will contain customer names and addresses from Motor Vehicle Registration Records. The use of such motor vehicle registration data for any purpose other than follow-up necessary to complete this field action may be a violation of law in several states.

Customer Notification

USA & Canada - General Motors will notify customers of this program on their vehicle (see copy of customer letter included with this bulletin).

GM bulletins are intended for use by professional technicians, NOT a "do-it-yourselfer". They are written to inform these technicians of conditions that may occur on some vehicles, or to provide information that could assist in the proper service of a vehicle. Properly trained technicians have the tools, equipment, safety instructions, and know-how to do a job properly and safely. If a condition is described, DO NOT assume that the bulletin applies to your vehicle, or that your vehicle will have that condition. See your dealer for information on whether your vehicle may benefit from the information.



**We Support
Voluntary Technician
Certification**

Customer Satisfaction Program

N212329850 Control Box Circuit Breakers



March 2021

This notice applies to your vehicle, **VIN:** _____

Dear General Motors Customer:

We have learned that your 2019 - 2021 model year Chevrolet 4500HD/5500HD/6500HD vehicles may under certain conditions, have circuit breakers inside an auxiliary control box that could trip due to the high temperature that may accumulate inside the vehicle and control box.

Your satisfaction with your vehicle is very important to us, so we are announcing a program to prevent this condition or, if it has occurred, to fix it.

What We Will Do: Your GM dealer will replace (7) circuit breakers with equivalent rated fuse and the 5 Amp circuit breaker with a 10 Amp fuse and apply updated labels. This service will be performed for you at **no charge until March 31, 2023**. After that, any applicable warranty will apply.

What You Should Do: To limit any possible inconvenience, we recommend that you contact your dealer as soon as possible to schedule an appointment for this repair. By scheduling an appointment, your dealer can ensure that the necessary parts will be available on your scheduled appointment date.

If you have any questions or concerns that your dealer is unable to resolve, please contact the appropriate Customer Assistance Center at the number listed below.

Division	Number	Text Telephones (TTY)
Puerto Rico – English	1-800-496-9992	
Puerto Rico – Español	1-800-496-9993	
Virgin Islands	1-800-496-9994	
GM Medium Duty Truck	1-800-862-4389	

We truly appreciate you taking the time to remedy your vehicle as we know your time is valuable. We want you to know that we will do our best, throughout your ownership experience, to ensure that your GM vehicle provides you many miles of enjoyable driving.

Neelie O'Connor
Global Executive Director
Customer Experience Operations

N212329850