



Technical Service Bulletin

70 Noises from headliner/sunroof area

70 21 72 2038029/8 April 9, 2021. Supersedes Technical Service Bulletin Group 70 number 19-68 dated October 31, 2019 for reasons listed below.

Model(s)	Year	VIN Range	Vehicle-Specific Equipment
A3	2015 - 2020	All	Not Applicable
A4	2010 - 2012	All	Not Applicable
A4 allroad	2013 - 2017	All	Not Applicable
A8	2010 - 2018	All	Not Applicable
Q3	2015 - 2018	All	Not Applicable
Q5	2010 - 2017	All	Not Applicable
Q7	2010 - 2015	All	Not Applicable

Condition

REVISION HISTORY		
Revision	Date	Purpose
8	-	Revised header (Added MY 2019 – 2020 A3 vehicles)
7	10/31/2019	Revised <i>Service</i> (Change to work process steps, change to required material type, and amount) Revised <i>Warranty</i> (Updated Labor Operations) Revised <i>Required Parts and Tools</i> (Change to required material)
6	03/16/2018	Revised <i>Required Parts and Tools</i> (Updated to more durable material)

Customer states:

- There are various squeaks and/or rattles heard from the roof area on vehicles equipped with a panoramic sunroof.

Technical Background

These noises can be created by the points of contact between the sunroof cover trim frame and the clips that retain it to the headliner.



Technical Service Bulletin

Production Solution

Not applicable.

Service

1. Carefully unclip the sunroof cover trim frame and lower the headliner (Figure 1). The headliner does not need to be removed.



Figure 1. Unclipping the sunroof cover trim frame.



Technical Service Bulletin

2. The number of retaining clips will vary by model. A piece of dampening tape (webbing adhesive tape D 004350A2) will be applied to each clipping point. Cut pieces of the tape 25mm long (Figure 2).




Figure 2. A 25mm section of fleece adhesive tape D 004350A2.

3. Apply the sections of webbing adhesive tape to the sunroof cover trim frame to each clipping point as shown (Figures 3 - 4).



Figure 3. Fleece adhesive tape section applied.



Technical Service Bulletin



Figure 4. Retaining clip isolated with the fleece adhesive tape.

4. Reassemble the components removed for this modification. Ensure that the glass sliding roof panels are adjusted properly according to the repair manual (Figure 5).

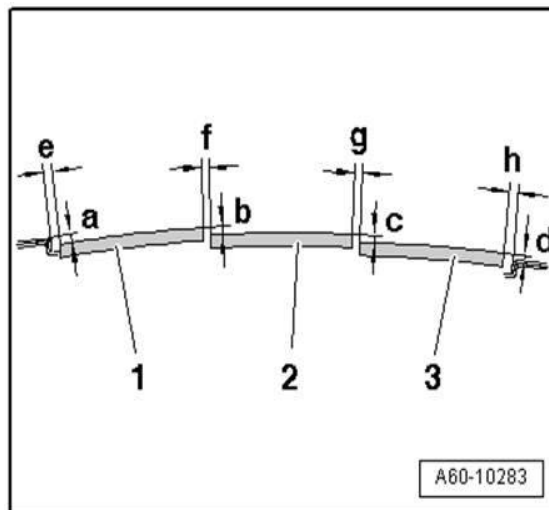




Figure 5. Adjustment of the glass sliding roof panels.



Technical Service Bulletin

Warranty


Claim Type:	<ul style="list-style-type: none"> • 110 up to 48 Months/50,000 Miles. • If vehicle is outside any warranty, this Technical Service Bulletin is informational only. 		
Service Number:	7084		
Damage Code:	0020		
Labor Operations:	A8L:		
	Front and rear sunroof cover trim frames remove and reinstall and apply fleece adhesive tape	7084 9999	170 TU
	Q7:		
	Front and rear sunroof cover trim frames remove and reinstall and apply fleece adhesive tape	7084 9999	200 TU
	A4 Avant/allroad:		
	Sunroof cover trim frame remove and reinstall and apply fleece adhesive tape	7084 9999	90 TU
	Q5:		
	Sunroof cover trim frame remove and reinstall and apply fleece adhesive tape	7084 9999	140 TU
	Q3:		
	Sunroof cover trim frame remove and reinstall and apply fleece adhesive tape	7084 9999	100 TU
A3 sedan and A3 e-tron:			
Sunroof cover trim frame remove and reinstall and apply fleece adhesive tape	7084 9999	90 TU	
Diagnostic Time:	GFF	No allowance	0 TU
	Road test prior to service procedure	0121 0002	10 TU
	Road test after service procedure	0121 0004	10 TU
Claim Comment:	As per TSB #2038029/8		



Technical Service Bulletin

All warranty claims submitted for payment must be in accordance with the *Audi Warranty Policies and Procedures Manual*. Claims are subject to review or audit by Audi Warranty.

Required Parts and Tools

Always check with your Parts Department and/or ETKA for the latest information and parts bulletins.		
Part Number	Part Description	Quantity
D 004350A2	 Webbing Adhesive Tape	0.1
See ETKA	Fasteners, Bolts, Nuts, and Screws as needed per the Repair Manual	See ETKA/ELSA

Additional Information

All parts and service references provided in this TSB (2038029) are subject to change and/or removal.

©2021 Audi of America, Inc. All rights reserved. Information contained in this document is based on the latest information available at the time of printing and is subject to the copyright and other intellectual property rights of Audi of America, Inc., its affiliated companies and its licensors. All rights are reserved to make changes at any time without notice. No part of this document may be reproduced, stored in a retrieval system, or transmitted in any form or by any means, electronic, mechanical, photocopying, recording, or otherwise, nor may these materials be modified or reposted to other sites without the prior expressed written permission of the publisher.