

Technical Service Bulletin

SUBJECT:		No: TSB-21-00-009	
NEW MODEL FEATURES & SERVICE INFORMATION - 2022 OUTLANDER		DATE: March 2021	
		MODEL: 2022 Outlander	
CIRCULATE TO:	<input type="checkbox"/> GENERAL MANAGER	<input checked="" type="checkbox"/> PARTS MANAGER	<input checked="" type="checkbox"/> TECHNICIAN
<input checked="" type="checkbox"/> SERVICE ADVISOR	<input checked="" type="checkbox"/> SERVICE MANAGER	<input checked="" type="checkbox"/> WARRANTY PROCESSOR	<input checked="" type="checkbox"/> SALES MANAGER

PURPOSE



This bulletin contains important new model service information and features for the **2022 Outlander** (U.S. models only). Review the details that follow to familiarize yourself regarding new features and options. Refer to the 2022 Outlander Service Manual on MEDIC, MDL, or CD (p/n MSCD-007B-2022), and the Owner's Manual for details on these and other features.

AFFECTED VEHICLES

2022 Outlander

U.S. MODEL LINEUP

MODEL	ENGINE	TRANSMISSION
ES (2WD, S-AWC)	2.5L DOHC 4-cylinder Direct Injection	CVT with 8-speed Electronic Automatic
SE (2WD, S-AWC)		
SEL (2WD, S-AWC)		

SERVICE INFORMATION

See TSB-21-00-008 for 2022 Outlander Technical Specifications.

NEW FEATURE HIGHLIGHTS

<u>EXTERIOR</u>	<u>COMMENTS</u>
<ul style="list-style-type: none"> High performance LED Low and High Beam Headlights 	Available on ES, SE, and SEL
<ul style="list-style-type: none"> Prominent 255/45 R20 All-Season Tires 	Available on ES PKG, SE, and SEL
<ul style="list-style-type: none"> 20-inch Two Tone Alloy Wheels 	Available on ES PKG, SE, and SEL

<u>INTERIOR</u>	<u>COMMENTS</u>
<ul style="list-style-type: none"> • Genuine Leather • Semi-Aniline Leather 	<p>Available on SEL</p> <p>Available on SEL Touring</p>

<u>TRANSMISSION/DRIVE SYSTEM</u>	<u>COMMENTS</u>
<ul style="list-style-type: none"> • Drive Mode with two additional options (TARMAC and MUD) 	<p>TARMAC Standard on all Outlander MUD Standard on Outlander S-AWC</p>
<ul style="list-style-type: none"> • New Direct Coupling 	<p>Standard on all Outlander S-AWC Models</p>
<ul style="list-style-type: none"> • Shift by Wire 	<p>Standard on all Outlander Models</p>

<u>SAFETY & SECURITY</u>	<u>COMMENTS</u>
<ul style="list-style-type: none"> • Trailer Stability Assist (TSA) • Active Blind Spot Assist • Tire Pressure Monitoring System with Tire Fill Notification • Driver Attention Alert • Mitsubishi Connect • MI-PILOT Assist w/Navi Link (Adaptive Cruise Control (ACC) with Stop & Go and Lane Keep Assist (LKA)) • Rear Autonomous Emergency Braking (Rear AEB) • Traffic Sign Recognition (TSR) • Front Parking Sensors • Rear Parking Sensors • Rear Outer Board Seat-Mounted SRS side Airbags • Rear Seat Alert • Headlight Washer 	<p>Standard on all Outlander Models</p> <p>Standard on all Outlander Models</p> <p>Standard on all Outlander Models</p> <p>Standard on all Outlander Models</p> <p>Available on ES PKG, SE & SEL</p> <p>Available on SE and SEL except Launch Editions</p> <p>Available on SE & SEL except Launch Editions</p> <p>Available on SE & SEL except Launch Editions</p> <p>Available on SE & SEL Models</p> <p>Standard on all Outlander Models</p> <p>Standard on all Outlander Models</p> <p>Standard on all Outlander Models</p> <p>Standard on all Outlander Models</p> <p>Standard on all S-AWC Models</p>

<u>CONVENIENCE</u>	<u>COMMENTS</u>
<ul style="list-style-type: none"> • Rear Seat Heater • Power Panoramic Sunroof • Smartphone Wireless Charger • Capless Fuel Filler • 9.0" Smartphone-Link Display Audio (SDA) Navigation System • 10.8" Head Up Display • 12.3" Full Digital Driver Display 	<p>Available on SEL and SEL Launch Models</p> <p>Available on SE Tech and SEL Touring</p> <p>Available on SE and SEL Models</p> <p>Available on SE and SEL Models</p> <p>Available on all Models</p> <p>Available on SEL Launch Edition & SEL Touring</p> <p>Available on SEL Launch Edition & SEL Touring</p> <p>Available on SEL Launch Edition & SEL Touring</p>

EXTERIOR




Alloy Wheels

Quality and robust presence for our brand-representing Outlander. ES Models are equipped with 18-inch alloy wheels.



20-inch two tone alloy wheels are equipped on ES, SE and SEL Models.



New Full LED Headlights (US only)

Full LED headlights, front turning indicator lights equipped with LED light source, also provide impressive styling by emitting thin and wide lights.




Paint Colors

Five Quality Rich Colors and three Diamond Color Series: Red Diamond, White Diamond and Black Diamond.



INTERIOR




Interior Seating Materials/Shifter Trims

Black Genuine Leather Seat Material available on SEL with Aluminum Shifter Trim.



Light Gray Genuine Leather Seat Material available on SEL with Aluminum Shifter Trim.



Black and Saddle Tan Semi-Aniline Leather with Coordinated Stitching Interior available on SEL Launch Edition and SEL Touring with Aluminum Shifter Trim.



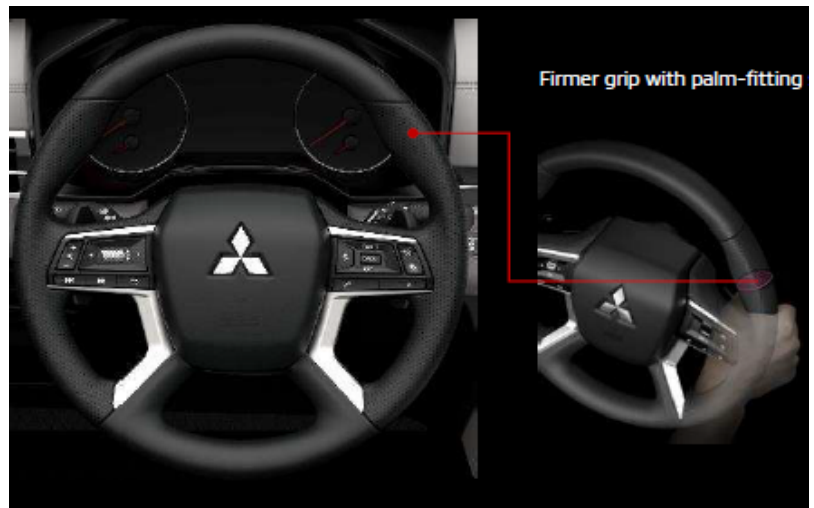
Black Interior with Cloth/Fabric seating available on ES.

Black Suede/Combination Seating Interior is available on SE.

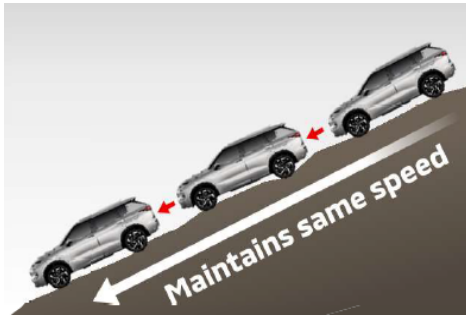
Both interiors are complimented with a Black Shift Trim.

Steering Wheel

Firm Grip area with Palm-Fitting section added to the steering wheel.



SAFETY



Hill Descent Control (HDC)

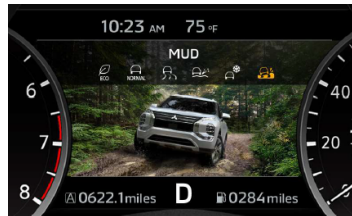
Helps maintain a set speed while traveling downhill by automatically applying the brakes.



	Mode	Concept	Typical situation
Select based on road condition	TARMAC	Provide agile and fun driving on dry paved road	Winding Dry Paved Road
	GRAVEL	Provide powerful and stable driving on unpaved roads	Unpaved Road (ex. AUSTRALIA Outback)
	SNOW	Provide sense of security on slippery icy roads	Snow and/or Icy Road
	MUD (S-AWC Only)	Provide powerful driving on muddy and deep snow	Mud, Deep-snow
Select based on driving style	NORMAL	Provide SUV-like sense of security on various roads	Dry and Wet Paved Road
	ECO	Provide ecological and economical driving	Dry Paved Road

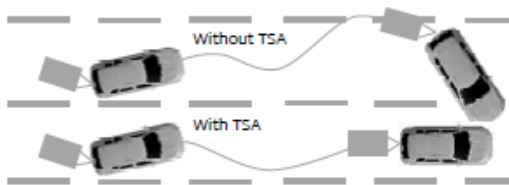
Drive Mode Selector

Drive mode has been improved and now provides two additional modes: "MUD" mode for mud/deep snow and "TARMAC" for winding dry pavement.



Rear Autonomous Emergency Braking (AEB)

Sonar installed near the rear bumper detects objects behind the vehicle which provides a warning and allows the brakes to be applied.




Trailer Stability Assist (TSA)

Trailer Stability Assist works by continuously monitoring the sway of the trailer. One or more of the car's wheel brakes are applied as necessary. If this is not enough to correct the sway, all four wheel brakes are engaged and engine power is reduced, until control is regained.

Front Brake



Rear Brake



Brakes

The front and rear brake caliper size has increased to accommodate increased vehicle weight and enlarged tire diameter. The improvements also enhance brake effort and feeling to create a more premium SUV braking feel.



Operation image: Current OUTLANDER

Adaptive Cruise Control (ACC) with Stop & Go

Improvements have been made to the Adaptive Cruise Control operation.



For vehicles with MI-PILOT Assist



For vehicles with ACC only (launch edition)

For Models with MI-PILOT Assist New Features have been added:

- Connecting with the navigation info and Traffic Sign Recognition, the speed limit information detected will be used to set the ACC speed.
- Connecting with the navigation info, curves and exits on the highway are detected to assist speed reduction.
- Stop & Go added to ACC. When the vehicle stops in a traffic jam, the ACC can be resumed automatically (or manually)

Head-Up Display (HUD)

The new large full-color windshield-type Head-Up Display provides premium convenience and allows instinctive understanding of vehicle status.



Improvements from previous models include an increase in focal length and wide angle in a 10.8 inch virtual display through the windshield.



Full Digital Display

The 12.3" full display provides quick at a glance functionality with high visibility graphics.

CONVENIENCE



Capless Fuel Filler

Another first for Mitsubishi is a new Capless Filler makes it easy-to-refuel.

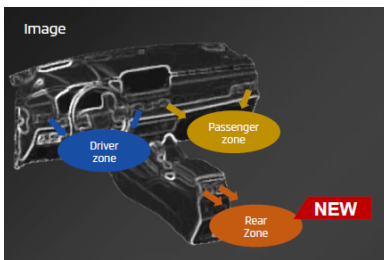
A spring action Fuel Filler Door opens with a light push and unlocks automatically when the vehicle doors are unlocked.



Smartphone Wireless Charger Pad/USB

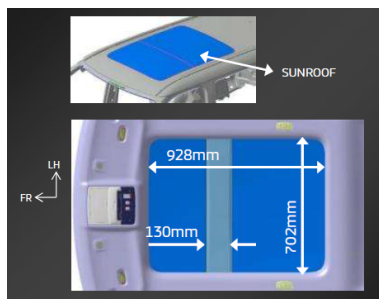
Wireless Charger Pad allows quick charging time of smartphones/other devices (max output 15W). Simply place the phone on the pad to charge.

Mitsubishi's first application of USB Type-C ports and USB port illumination is located just above the convenient Wireless Charger Pad. (max output 3.0A/2.4A - Type C/A).



3-zone Climate Control

Now available for overall comfort while driving, temperatures for driver, passenger, and rear can separately be set.



Power Panoramic Sunroof

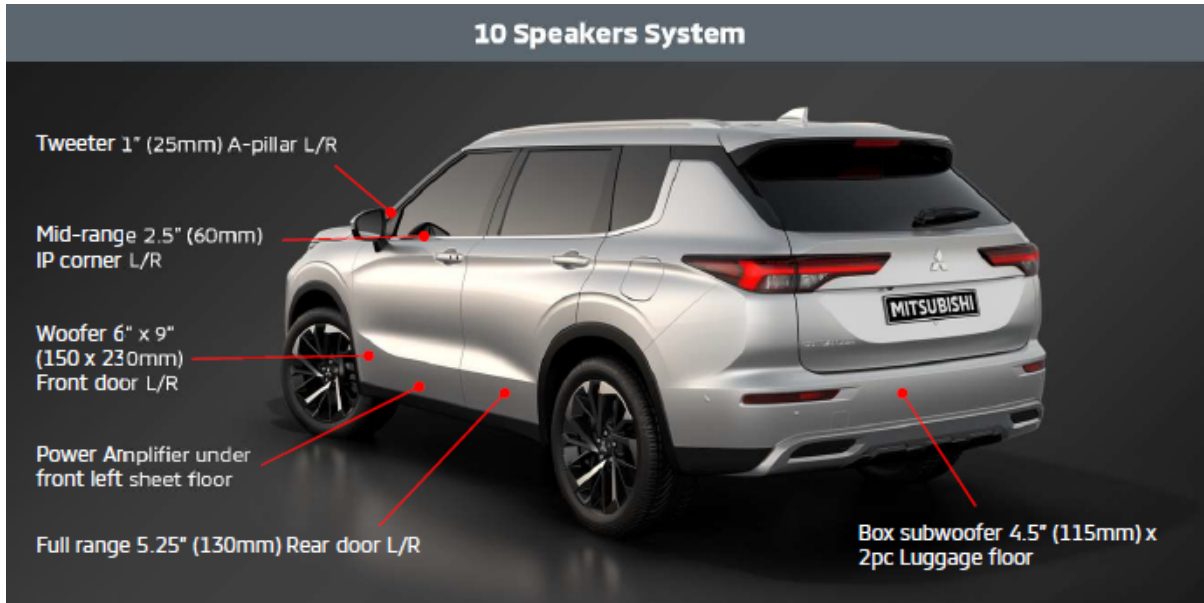
With a large opening and narrow drip rail, the Power Panoramic Sunroof provides a wider view of the sky and more comfort while driving.

CONVENIENCE (continued)

BOSE Premium Sound System


One of the most popular audio brands in the world, the new BOSE Sound System provides a premium driving experience.

Dynamic sound due to deep bass of the subwoofer and large front door speaker, creates a premium sound. 10 Speakers (in 9 locations) including mid-range speakers and a dual subwoofer. Front speakers are composed of 3-way speakers (woofer, mid-range and tweeter).



Tire Pressure Monitoring System

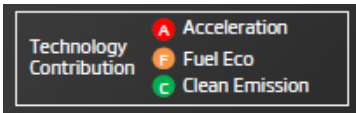

The Tire Pressure Monitoring System (TPMS) can now be monitored on the information display. The information provides the current pressure of each tire and the recommended pressures of front/rear tires. (Metric example image used)



Meter Cluster (7-inch LCD)

New 7 inch LCD display with 4 dial meter is New for Mitsubishi. Better visibility with LED, enriched display contents, allows easy and intuitive understanding of the vehicle status. Usability of the meter display control is convenient with steering wheel switches.

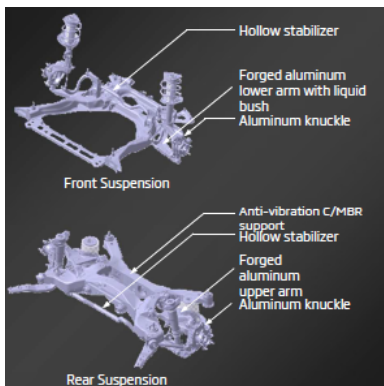
ENGINE



Engine Specifications

The concept defined for this new 4-cylinder engine is to achieve engine output, torque, fuel economy, and clean emissions at the highest possible levels, by incorporating the latest technologies, including a "Mitsubishi" first application. Improvements have been made by balancing fuel economy and acceleration performance.

The PR25DD engine continues as Mitsubishi's new engine concept of recent years with regard to the basic engine systems, including the use of direct injection, an electrically operated Valve Timing Control (VVT) system, cooled Exhaust Gas Recirculation (EGR), and mirror bore coating, etc.

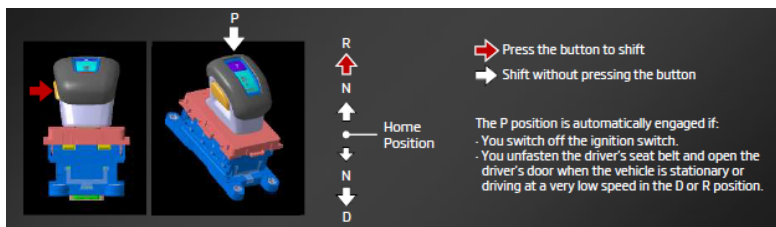


Suspension

New suspension with lightweight and high-rigidity aluminum help provide a safe and secure feeling, driving comfort, and vibration reduction.

Shift by Wire

New advanced shift operation is light and provides practical operation when parking, etc. compared with conventional systems.



FACTORY OPTION PACKAGES - 2022 Outlander

ES CONVENIENCE PACKAGE (2WD/S-AWC)

- 20-inch Two Tone Alloy Wheels
- 255/45 R20 All-Season Tires
- Mitsubishi Connect with Safeguard and Remote Services/24 month Free Trial (Mobile App Enrollment Required)

SE TECH PACKAGE (2WD/S-AWC)

- 12.3" Full Digital Driver Display
- BOSE Premium Sound System (10 speakers)
- Power Panoramic Sunroof, Auto-Dimming Rearview Mirror

SEL TOURING PACKAGE (2WD/S-AWC)

- Heated Steering Wheel
- Synthetic Leather Door Insert with Quilting (Black/Saddle Tan)
- Semi-Aniline Leather Appointed Seating Surfaces
- 10.8" Head-Up Display (HUD)
- BOSE Premium Sound System (10 speakers)
- Power Panoramic Sunroof,
- Rear Door Pull-Up Sunshade

PREMIUM PAINT (All Trim Levels)

- White Diamond, Red Diamond and Black Diamond

PORT OPTIONS

Package Name	Package Code	Contents	ES	ES CONV	SE	SE TECH	SE LAUNCH	SEL	SEL TOUR	SEL LAUNCH
All Weather Package	H4	Cargo Liner, Floor Mats - All-Weather	O	O	O	O	N	O	O	N
Black Chrome Wheel Lugs & Locks	HS	Wheel Locks & Lug Nuts (Black Chrome)	N	N	O	O	N	O	O	N
Black Out Appearance Package	Q7	Hood Emblem (Black), Side Mirror Cover (Black), Door Handle Trim (Black), Wheel Locks & Lug Nuts (Black Chrome)	O	O	O	O	N	O	O	N
Carbon Appearance Package	Q8	Side Mirror Cover (Carbon), Center Console Trim (Carbon), Door Switch Panel Trim (Carbon)	O	O	O	O	N	O	O	N
Cargo Package	G7	Seat Back Net, Cargo Management System, Cargo Scuff Plates	O	O	O	O	N	O	O	N
Chrome Effects	FD	Front Lower Trim (Chrome), Rear Lower Trim (Chrome), Side Door Trim (Chrome)	O	O	O	O	N	O	O	N
Chrome Value Package	Q3	Door Handle Trim (Chrome), Side Mirror Cover (Chrome), Hood Emblem (Chrome), Tailgate Trim (Chrome)	O	O	O	O	N	O	O	N
Console Lighting Package	HP	Center Console Tray Illumination, Center Console Illumination (Cup Holders, Sides, Rear Seat Well)	O	O	O	O	N	O	O	N
Deflectors	DF	Hood Protector, Window Deflectors	O	O	O	O	N	O	O	N
Door Ground Illumination	DH	Ground Illumination with Logo	O	O	O	O	N	O	O	N
Dynamic Grille Illumination	DG	Dynamic Shield Illumination	O	O	O	O	N	O	O	N
Exterior Package	FB	Front Effects (Body Color), Rear Effects (Body Color), Side Effects (Body Color)	O	O	O	O	N	O	O	N

PORT OPTION PACKAGES (continued)

Package Name	Package Code	Contents	ES	ES CONV	SE	SE TECH	SE LAUNCH	SEL	SEL TOUR	SEL LAUNCH
Grille & Ground Illumination	DI	Ground Illumination with Logo, Dynamic Shield Illumination	O	O	O	O	N	O	O	N
Hood Emblem (Black)	GH	Hood Emblem (Black)	O	O	O	O	N	O	O	N
Hood Emblem (Chrome)	GF	Hood Emblem (Chrome)	O	O	O	O	N	O	O	N
LED Fog Lights	HI	LED Fog Lights	O	O	S	S	S	S	S	S
Mud Guards	GE	Front & Rear Mud Guards	O	O	O	O	N	O	O	N
Popular Value Package	Q1	Floor Mats - All-Weather, Roadside Emergency Kit, Cargo Liner, Rear Bumper Protector	O	O	O	O	N	O	O	N
Protection Value Package	Q2	Front & Rear Mudguards, Rear Bumper Protector, Scuff Plates, Roadside Emergency Kit	O	O	O	O	N	O	O	N
Roll Up Shades	RS	Roll Up Shades	O	O	O	O	N	O	S	S
Roof Rack Crossbars	H7	Crossbars	N	N	N	N	N	O	O	N
Roof Rails & Crossbars	H8	Roof Rails, Crossbars	O	O	O	O	N	N	N	N
Satin Appearance Package	Q9	Hood Emblem (Satin), Fuel Door (Satin), Gauge Bezel Trim (Silver)	O	O	O	O	N	O	O	N
SE Launch Edition	A1	Logo Ground Light, Dynamic Grille Illumination, Hood Emblem (Chrome), SE Launch Edition Badge,	N	N	N	N	P	N	N	N
SE/SEL Trim	HC	Trim Badge, Mitsubishi Connect Tag	N	N	P	P	N	P	P	N

PORT OPTION PACKAGES (continued)

Package Name	Package Code	Contents	ES	ES CONV	SE	SE TECH	SE LAUNCH	SEL	SEL TOUR	SEL LAUNCH
SEL Launch Edition	A2	Logo Ground Light, Dynamic Grille Illumination, Hood Emblem (Chrome), SEL Launch Edition Badge, Mitsubishi Connect Tag	N	N	N	N	N	N	N	P
Spoiler	FK	Spoiler	O	O	O	O	N	O	O	N
Style Lighting Package	G6	Scuff Plates with LED, Floor Illumination	O	O	O	O	N	O	O	N
Tonneau Cover	G8	Tonneau Cover	O	P	P	P	P	P	P	P
Towing Package	FW	Tow Hitch, Towing Wire Harness	O	O	O	O	N	O	O	N
Welcome Package	GM	Vehicle Manuals Binder, Floor Mats - Carpet, Center Console Tray Mat, Touch-Up Paint Pen (Body Color)	R	R	R	R	R	R	R	R
Welcome Package (Fleet)	FM	Vehicle Manuals Binder, Floor Mats - Carpet, Center Console Tray Mat	F	F	F	F	F	F	F	F
Wheel Locks	GD	Wheel Locks (Chrome)	O	O	O	O	N	O	O	N

O	Port Option
P	Port Option (Mandatory)
R	Port Option (Retail Mandatory)
F	Port Option (Fleet Mandatory)
S	Factory Standard
N	Not Available