



Subject: ELECTRICAL CONCERN AND/OR MULTIPLE DTC'S DUE TO AFTERMARKET DEVICE	M-Tips No.: MT-001/21
	Last Issued: 03/15/2021

BULLETIN NOTES

This M-Tip supersedes the previously issued article(s) listed below: The changes are noted in Red.

Previous M-Tip(s):	Date(s) Issued:
MT-001/20	07/15/20
MT-004/18	03/28/18, 07/20/18, 09/14/18
MT-017/17	11/02/17
MT-013/13	01/01/13

APPLICABLE MODEL(S)/VINS

2011-2014 Mazda2	2007-2021 Mazda6	2013-2021 CX-5	2007-2021 MX-5
2007-2021 Mazda3	2016-2021 CX-3	2007-2012 CX-7	2007-2011 RX-8
2007-2015 Mazda5	2020-2021 CX-30	2007-2021 CX-9	

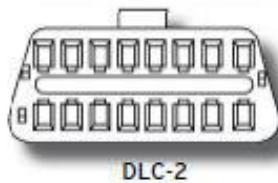
DESCRIPTION

If you encounter any type of electrical concern (e.g, dead battery, engine no start, DTC(s) stored...), interview the customer before proceeding with normal Workshop Manual diagnosis. Aftermarket devices may be the cause of the electrical concern. Ask the customer if any aftermarket devices have been installed. Below are a couple of examples of unusual electrical concerns caused by aftermarket devices.


Example 1

Some electrical devices connected to the DLC-2 connector by insurance or mobile phone companies may cause:

- Battery discharge. The device may disrupt the CAN system battery saver mode.
- IDS/MMDS will not communicate with the vehicle due to poor DLC-2 connection. The aftermarket device may cause DLC-2 female terminals to spread open.
- DTCs
 - B1041:54 - ADAPTIVE FRONT LIGHTING SYSTEM (AFS) CONTROL MODULE
 - C0061:54 - DSC HU/CM
 - C1001:92 - FORWARD SENSING CAMERA (FSC)
 - C1001:97 - FORWARD SENSING CAMERA (FSC)
 - U0415:00 - MAZDA RADAR CRUISE CONTROL (MRCC)/SMART BRAKE SUPPORT (SBS)
 - U0420:00 - MAZDA RADAR CRUISE CONTROL (MRCC)/SMART BRAKE SUPPORT (SBS)
 - U300A:62 - ELECTRIC PARKING BRAKE (EPB)
 - Multiple DTC's (U0xxx:00 Communication error)



- **If an aftermarket device is found connected to DLC-2, take a photo and attach it to the RO. Advise the customer to remove it.**
- If you determine that no aftermarket devices have been installed, continue with normal Workshop Manual diagnosis.

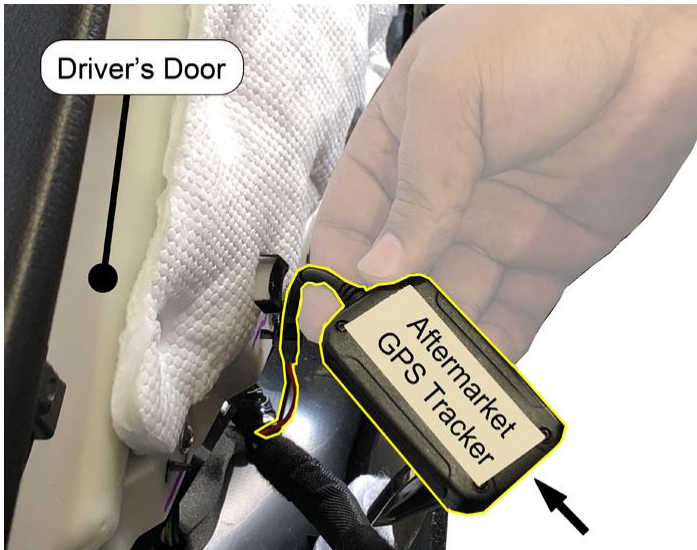
Aftermarket Cell Phone Charger connected to 12V outlet	Engine Start/Stop Button Amber Indicator Light Flashing	Key Warning Light (red)
		

Example 3

Some aftermarket devices that are wired to the vehicles’s wiring harness may create unusual electrical symptoms and/or store DTCs.

Below are examples of concerns due to an aftermarket GPS tracking device wired to the power window main switch:

- Engine no start
- Battery discharge
- Main relay buzzing



An editorial board comprised of MNAO service staff members generates, collects, and verifies information for this publication.

To contribute repair tip ideas, send an e-mail to mtips@mazdausa.com. All contributions become property of MNAO, which assumes permission to publish them without further consideration.

Below is an example of a dim headlight. The aftermarket device changed the headlight circuit resistance, causing a dim headlight.

