VOLVO CAR
SERVICE AND PARTS BUSINESS

Special Tools Bulletin

TITLE:

Software Update for High Voltage Battery Balancer 9814249

NO:	ISSUE DATE: 2021-01-12	CAR MARKET:	Page 1 of 7
250	STATUS DATE: 2021-02-23	United States and Canada	

"Right first time in Time"

Please Reference: Special Tool Bulletin 245 and Technical Journal 35755

The part number 9814249 High Voltage (HV) Module Balancer is designed to receive software updates to make it compatible with new model vehicles. For more information regarding the high voltage battery balancer please see Special Tool Bulletin 238.

For the Battery Electric Vehicle (BEV) a new adapter called the IME 2404 (P/N 9513192) will be used.

Prior to the use of the new IME, a software update must be performed to the HV balancer.

Recommended it is performed as soon as possible to avoid having to send the balancer for service. The Balancer must be upgraded to version 192-411899 - G or higher (see Locating Software below in this document)

*Failure to perform the necessary software update will result in damage to HV balancer and will require the unit to be taken out of service for repair.

- The attached instructions will guide you through the installation process.

9513192 Adapter

Communication unit to be able to connect the adapter cables to the HV balancer

Service Personnel: Read and initial	SERVICE MANAGER	PARTS MANAGER	WORKSHOP FOREMAN	SERVICE TECHNICIANS										

Produced and printed in the USA and available as an electronic document.
© 2021 VOLVO CAR USA, LLC

Locating software

Software is found at https://volvocarstools.volvocars.biz/

- In the search area type in 9814249 for the Battery Balancer Part Number (see Fig 1)
- Click on the magnifying glass. (see Fig 1)
- Click on the download icon. (see Fig 2)
- Do not extract to your hard drive – Extract window will prepopulate a drive, erase it and extract only to a FAT32 thumb drive. (see Fig 3 and 3a)
    - 32Gb drive or smaller.
    - Continue from this point with step 4 in the attached xMB Module Balancer Software Update instructions 167-000967EN-A.

Fig 1

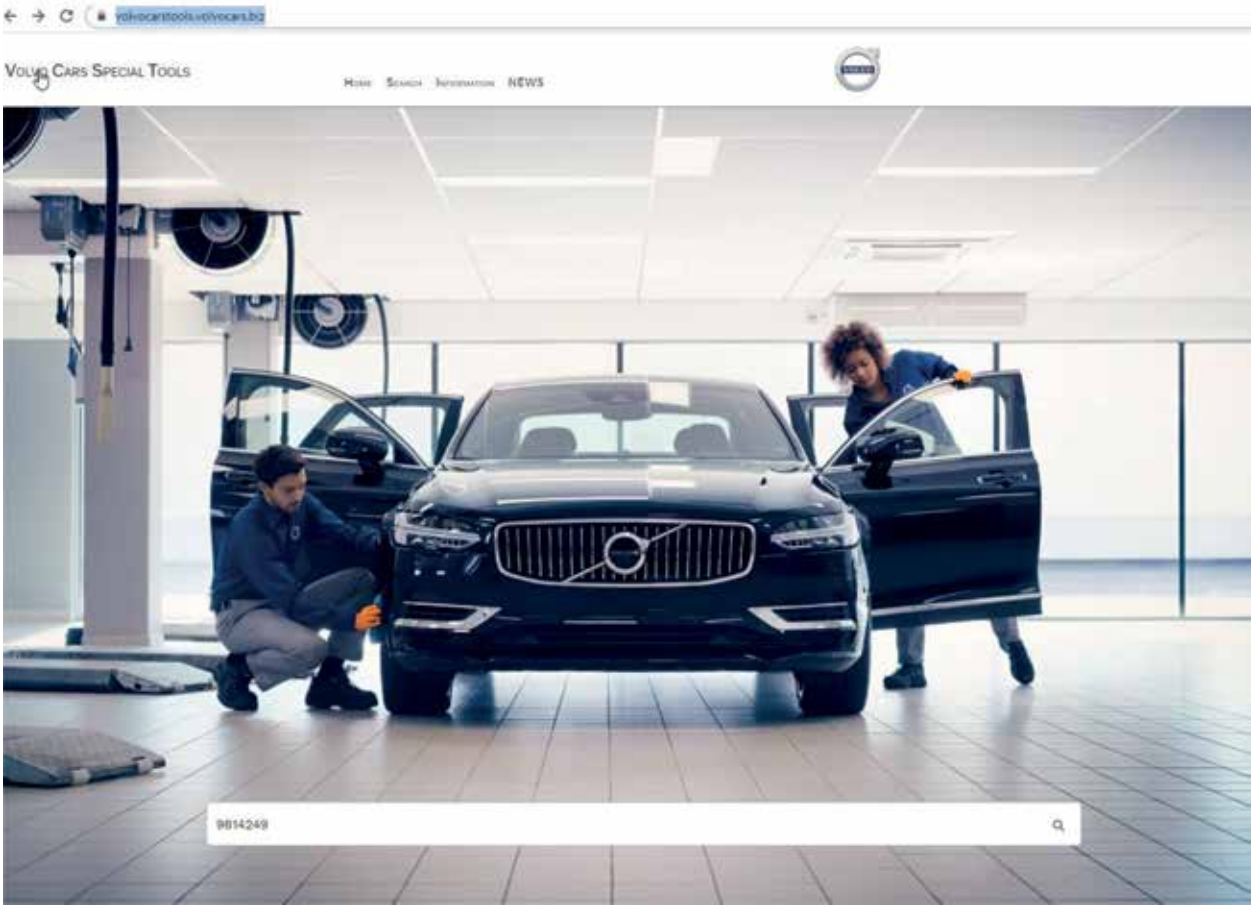

Fig 2

Fig 3

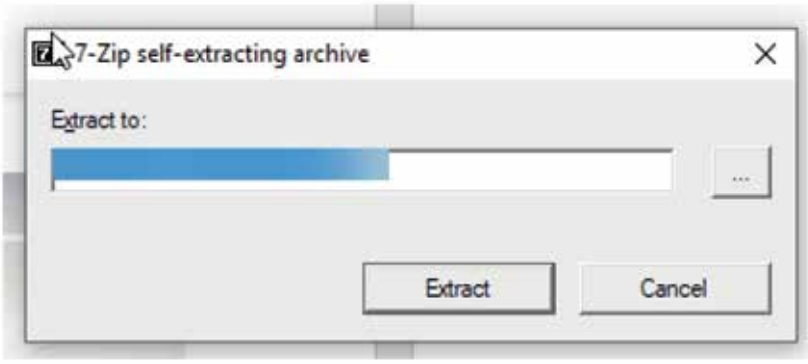

Fig 3A

From step 4 in attached instructions 167-000967EN-A - Continue with instructions from this point.

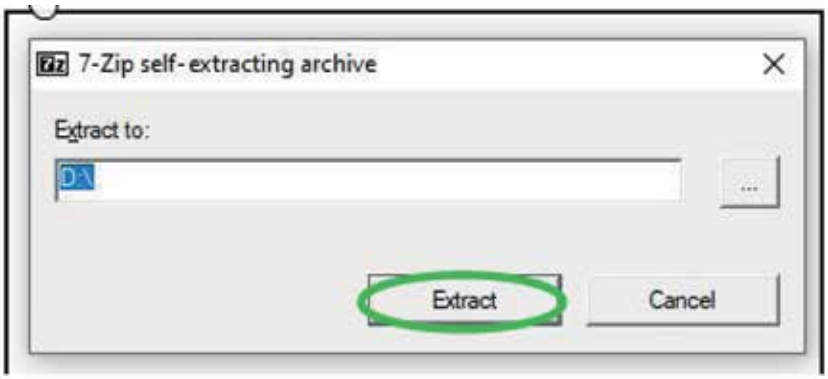

Software update

1

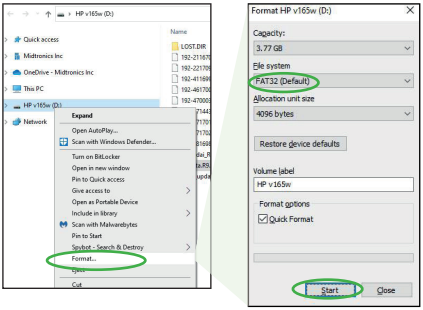

2

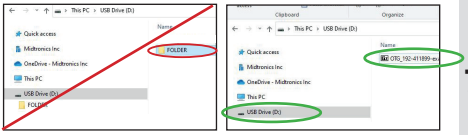

3

4

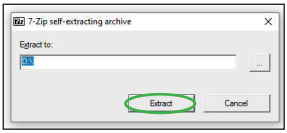

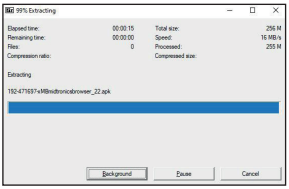

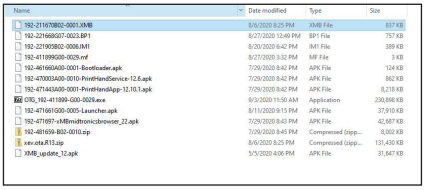

5

6

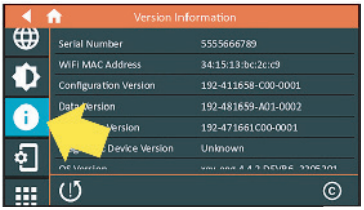

7

8

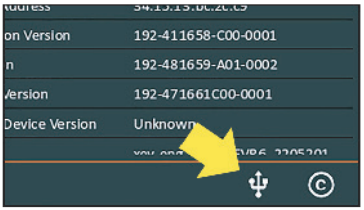

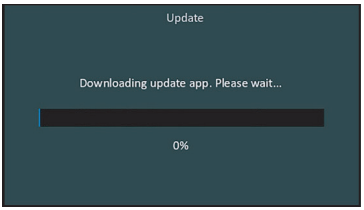

>>

Corporate Headquarters
Willowbrook, IL USA
Phone: 1.630.323.2800

Canadian Inquiries
Toll Free: +1 1 866 592 8052

Midtronics b.v.
European Headquarters
Houten, The Netherlands
Serving Europe, Africa, the Middle East, and The Netherlands
Phone: +31 306 868 150

Midtronics China
China Operations
Shenzhen, China
Phone: +86 755 2374 1010

Midtronics India
Navi Mumbai, India
Phone: +91 22 2756 4103/1513

Asia/Pacific (excluding China)
Contact Corporate Headquarters
Phone: +1.630.323.2800

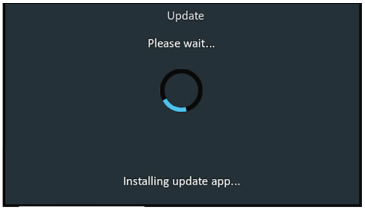
Update
Please wait...
Installing update app...

USB Update
Looking for installed components...
Downloading software...
Updating Additional Device...

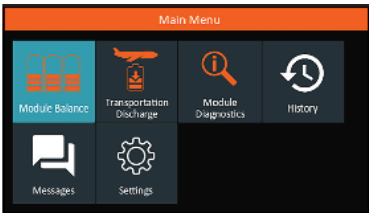
Main Menu
Module Balance
Transportation Discharge
Module Diagnostics
History
Messages
Settings

9

Software Update

STOP **PERFORM SOFTWARE UPDATE PRIOR TO INSTALLING IME-2404.**
FAILURE TO DO SO WILL RESULT IN PRODUCT SERVICE REQUIREMENT **STOP**

1

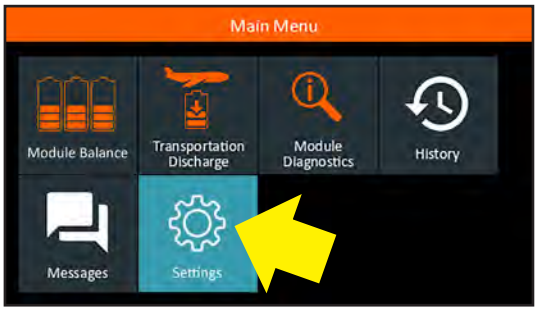

2

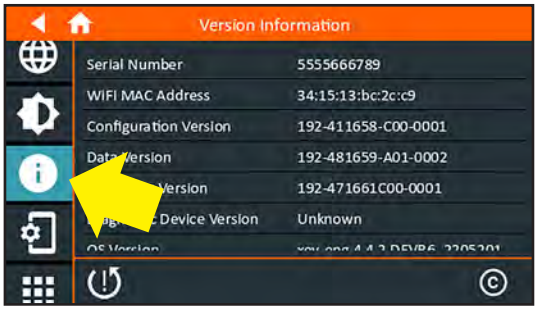

3

4

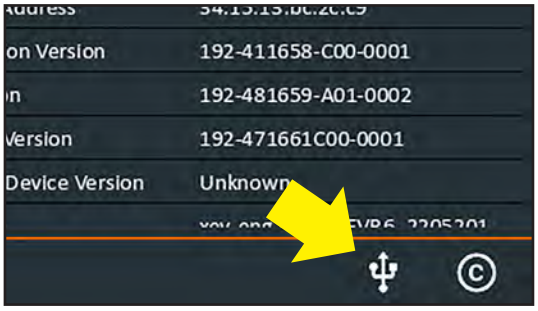

5

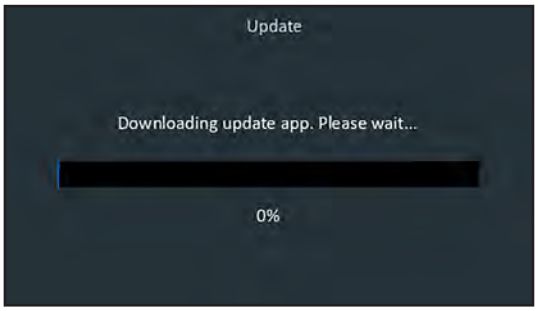

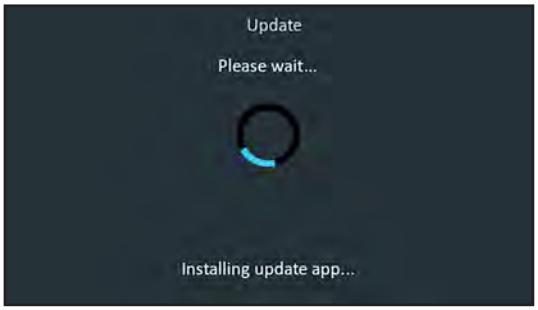

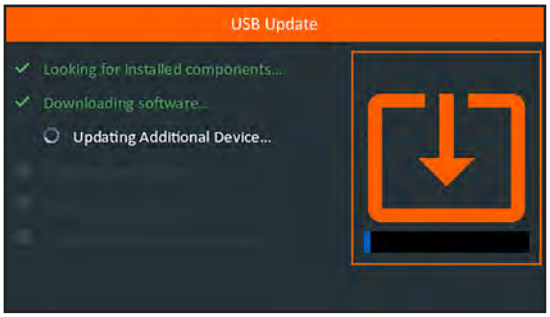

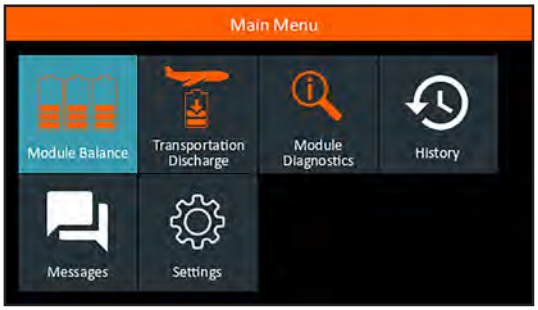

PERFORM SOFTWARE UPDATE PRIOR TO INSTALLING IME-2404.
FAILURE TO DO SO WILL RESULT IN PRODUCT SERVICE REQUIREMENT

Contents

1



2



3



4



5



MIDTRONICS
www.midtronics.com

Corporate Headquarters
Willowbrook, IL USA
Phone: 1.630.323.2800

Canadian Inquiries
Toll Free: +1 1 866 592 8052

Midtronics b.v.
European Headquarters
Houten, The Netherlands
Serving Europe, Africa, the Middle East, and The Netherlands
Phone: +31 306 868 150

Midtronics China
China Operations
Shenzhen, China
Phone: +86 755 2374 1010

Midtronics India
Navi Mumbai, India
Phone: +91 22 2756 4103/1513

Asia/Pacific (excluding China)
Contact Corporate Headquarters
Phone: +1.630.323.2800