



## Ford F53 Chassis – Engine Baffle Modification

Jayco - Body Builder		Ford – Chassis Builder	
<b>Bulletin Type:</b>	Chassis Advisory Notice	<b>Chassis Bulletin:</b>	Service Advisory
<b>Jayco CAN #:</b>	20-030	<b>Chassis SA #:</b>	Q-324R1
<b>Publication Date:</b>	March 11, 2021	<b>Publication Date:</b>	10/16/2020
<b>Make(s):</b>	Jayco Entegra	<b>Chassis Model:</b>	F-53 built before 9-25-2020
<b>Model(s):</b>	Alante, Emblem, Precept, Precept Prestige, Vision and Vision XL	<b>Chassis Model Yr.(s):</b>	2020
<b>Model Year (s):</b>	2020 - 2021	<b>Component/Area:</b>	Engine Baffle Modification

<b>Chassis Incident:</b>	Engine overheating due to lack of airflow		
<b>Affected Units:</b>	2020MY F53 motorhome stripped chassis built prior to September 25, 2020		
<b>Chassis Link:</b>	<a href="#">Service Advisory Q324R1</a>	877-840-4338 or 313-748-9080	

**\*\*\*\*IMPORTANT: Please see the specific instructions on page 5 for the removal modification of the Lower air baffle on affected Jayco and Entegra motorhomes.**

# INSTRUCTIONS

**Q-324R1**



## SVE BULLETIN

SPECIAL VEHICLE ENGINEERING – BODY BUILDERS ADVISORY SERVICE

E-Mail via Website: [www.FordBBAS.com](http://www.FordBBAS.com) (click "Contact Us")

Toll-free: (877) 840-4338

QVM BULLETIN: Q-324R1

DATE: 16 / October / 2020

### F53 MOTORHOME STRIPPED CHASSIS ENGINE Baffle COOLING MODIFICATION

REVISION	UPDATE	REVISION DATE
Q-324R1	Added in plant clean date	16/October/2020
Q-324	INITIAL RELEASE	15 / SEP / 2020

#### MODEL(S) AFFECTED:

2020MY F53 MOTORHOME STRIPPED CHASSIS built before September 25, 2020. Vehicles built on or after this date are exempt from this modification.

#### ISSUE / DESCRIPTION:

In an effort to improve air flow, 2020MY F53 MOTORHOME STRIPPED CHASSIS will require the modification of the lower air baffle for improved air flow to the engine.

The images below depict the required modification.

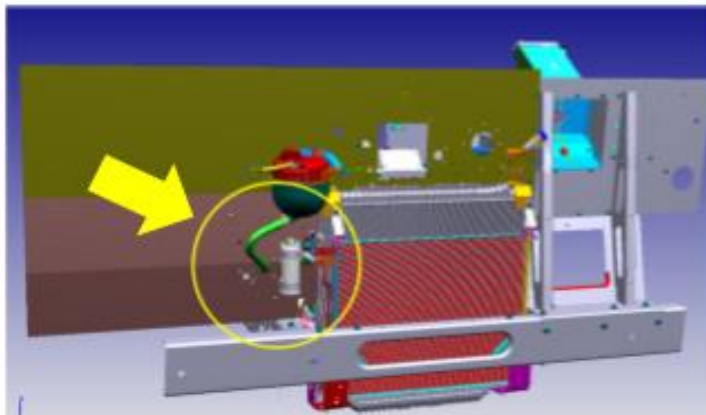


Figure 1 - Target Area of Modification

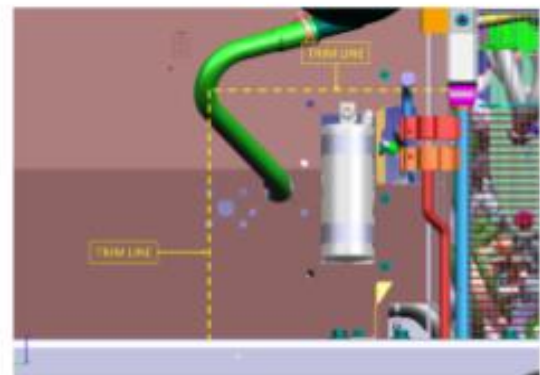


Figure 2 - Trim Line Modification Layout

Dimensions for making the trim line modification:

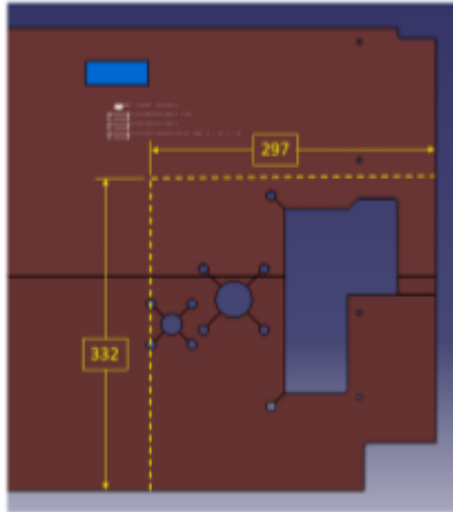


Figure 3 – Dimensions (in mm) for Trim Line

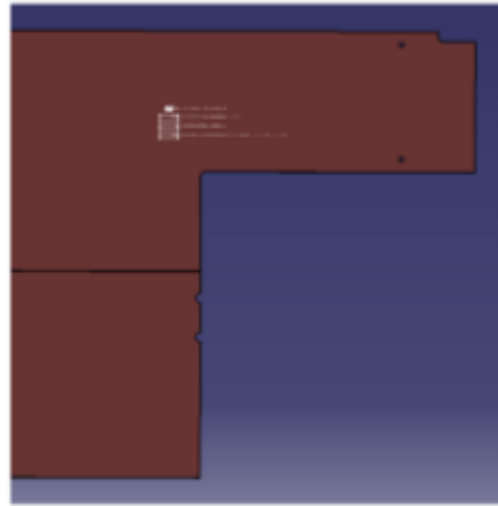


Figure 4 - Final Result After Trimming Modification




Figure 5 - Before Modification



Figure 6 - After Modification with Surrounding Components (in Vehicle Assembly)

Please note additional retention points maybe required at the lower edge of the baffle in the area post modification.



Refer to the [Body Builder Layout Book](#) for additional guidelines and recommendations. If you have any questions, please contact the [Ford Body Builders Advisory Service](#) as shown in the header of this bulletin.

**Instructions for the removal modification of the Lower air baffle on affected  
Jayco and Entegra motorhomes**


The complete lower air baffle part or section shown in the Ford bulletin Q-324R1 for removal is the only part of the lower air baffle that Jayco and Entegra motorized divisions install.

Five screws hold this section of the baffle in place but only 2 of the screws are accessible.

Open the hood and remove the 2 screws shown in the picture below.

Tear the material from around the other 3 screws and discard the entire section of the lower air baffle.

Modification is complete.



*Jayco's sole obligation under our limited warranty is to repair or replace defective materials and/or workmanship deemed our responsibility as determined by Jayco in our sole discretion. Jayco reserves the right to use new and/or remanufactured parts or materials of similar quality to complete any work, and to make parts and/or design changes as appropriate without notice to anyone. Jayco designs and/or materials changes are done without obligation to incorporate such changes in previously manufactured product. Jayco makes every reasonable effort to ensure field remedies will not adversely affect performance and/or safety of the unit. This field remedy is not intended to extend to future performance of this RV, or any of its materials, components or parts beyond the standard warranty period. The RV owner's obligation to notify Jayco, or one of its independent, authorized dealers, of a claimed defect does not modify any obligation placed on the RV owner to contact Jayco directly when attempting to pursue remedies under state or federal law. Jan. 2019.*

903 South Main Street • P.O. Box 460 • Middlebury, IN 46540