

DTNA Solutions > Discussions and Feedback > Tech Talk

> Opti Idle P4 Cascadia T shooting is in the New Cas...



Robert_Cadell_J

Grease Monkey

Friday

Opti Idle P4 Cascadia T shooting is in the New Cascadia Manual



Vehicle Information

VIN: 3AKJHHDR9NSMZ0283

Model: NEW CASCADIA 126 INCH SLEEPERCAB

Model Year: 2022

Mileage: 52365 miles

Make: FTL

Are you currently seeing this same issue on other DTNA vehicles at your location?: no

Base Model: PT126SLP

Vehicle Systems Involved

ENGINE AND ENGINE COOLING

ELECTRICAL

OTHER SYSTEM (Opti Idle)

Took me a small act of god and I had to reach out for help, see the attached pic, for location of Opti Idle troubleshooting its in the New Cascadia Manual

New Cascadia Electrical Systems and Troubleshooting Manual

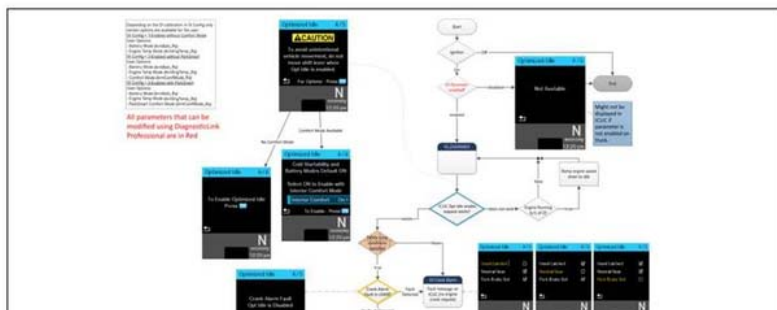
- 2.01 Troubleshooting Techniques and Tools
- 2.02 Instruments, Gauges, and Switches
- 2.03 Datalink Troubleshooting
- 2.04 Powernet System Troubleshooting
- 2.05 Brake System Troubleshooting
- 2.06 Axle Troubleshooting
- 2.07 Power Steering Troubleshooting
- 2.08 Detroit Assurance Troubleshooting
- 2.10 Windshield Wiper Troubleshooting
- 2.11 Wheels and Tires Troubleshooting
- 2.12 Optimized Idle Troubleshooting
 - 004 Engine Start Sequence
 - 002 Enable Parameters
 - 003 Enable/Arm Sequence
 - 005 Drive Off
 - 006 Battery Mode
 - 007 Cold Start Mode
 - 008 Comfort Mode
 - 009 Optimized Idle Operation Flowcharts
- 2.13 Fuel System Troubleshooting
- 2.14 Clutch Troubleshooting
- 2.15 Manual Transmission Troubleshooting
- 2.16 Refrigerator Troubleshooting
- 2.17 Engine Cooling System Troubleshooting
- 2.18 Telematics Troubleshooting
- 2.20 Front Suspension Troubleshooting
- 2.21 Battery-Powered HVAC
- 2.22 HVAC Troubleshooting
- 2.23 Engine Mount Diagnostics

2.12.009 Optimized Idle Operation Flowcharts


Refer to the following list for optimized idle operation flowcharts:


- Optimized Idle System Operation
- Optimized Idle Start Sequence
- Optimized Idle Safety Loop
- Optimized Idle Battery Request
- Optimized Idle Comfort Mode Request

NOTE: Click on any of the images below for a version of the flow chart that can be zoomed in and viewed in greater detail.




Add tags

Preview file 
449 KB

 2 Kudos

Reply

 Scott_Trippel
Wrench Turner
Friday

I am getting used to the tech lit section, the 49x will be a real curve though

Add tags

 2 Kudos

Reply




Talbert_Simonia
Techie Technician

Friday

I have always like the way the fault codes are laid out. To me it is easier to use.

Add tags

 0 Kudos

Reply



Robert_Cadell_J
Grease Monkey











Saturday



Wanted to add this please reference above in the manual.

Tags:
manual opti idle t shooting

Add tags

-  Preview file 
4244 KB
-  Preview file 
3476 KB
-  Preview file 
222 KB
-  Preview file 
365 KB
-  Preview file 
231 KB

 0 Kudos

Reply

Powered by
Khoros 