

Type: Service Communication

Year: 2021

System: General Info

Sequence: 01

MODEL: Revero GT and GS-6

TITLE: Torque Value Supplement

PURPOSE: To add information to the service manual regarding torque values.

Several torque values are included in this bulletin to supplement the brake line removal and reinstall section of the Karma (Revero GT, Karma GS-6) workshop manual, Brakes repair instructions section.

The values are symmetric to the vehicle, left side will be used in illustration, however right side values are identical. the brake lines are shown in position in Fig 1 below.

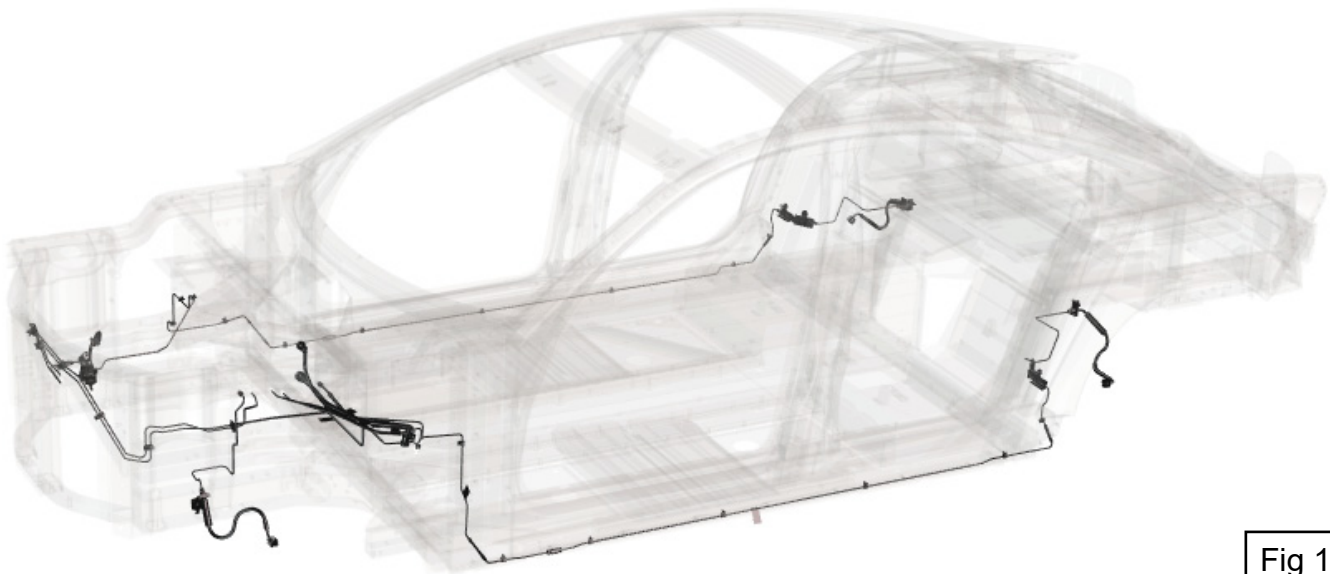


Fig 1

Karma Automotive Bulletins and service documents are intended for use by experienced and trained Technicians. If you lack the skills, tools, equipment and a suitable workshop for any procedure described in this document, we suggest you leave such repairs to an Authorized Karma Service Provider or qualified service center. See your service provider for advice on whether your vehicle may benefit from the information contained within this document. The information contained in the Karma Bulletin is accurate at the date of publication. However, Karma Automotive regularly updates technical information. Please check with your Karma Automotive Service Provider that the bulletin you intend to use contains the latest available information.

Type: Service Communication

Year: 2021

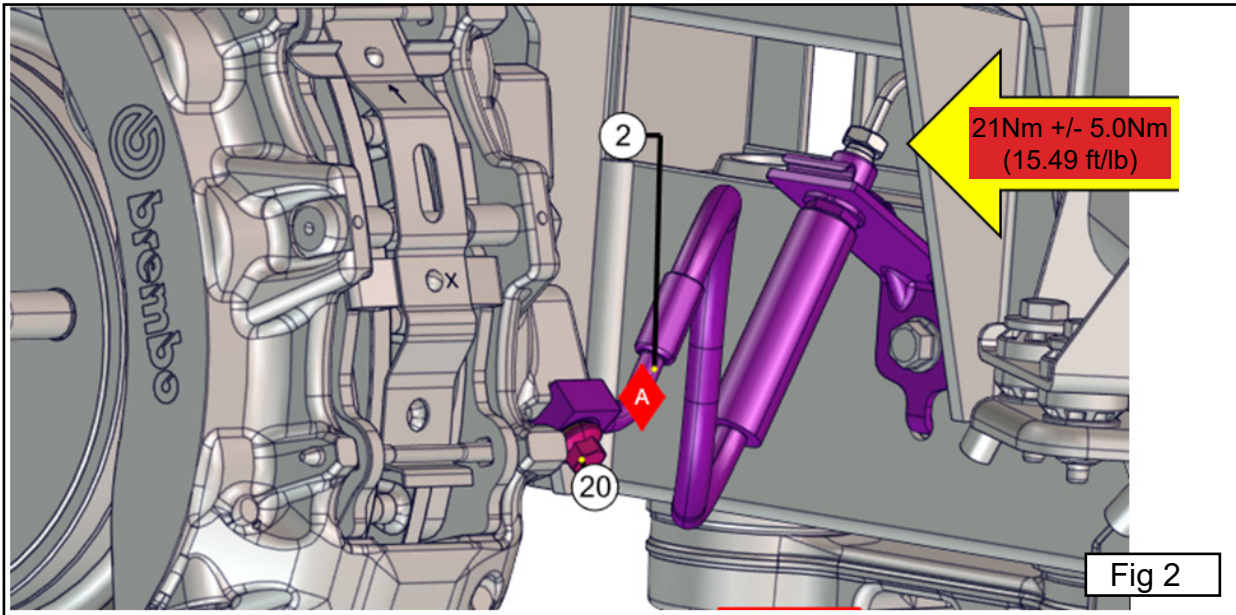
System: General Info

Sequence: 01

MODEL: Revero GT and GS-6

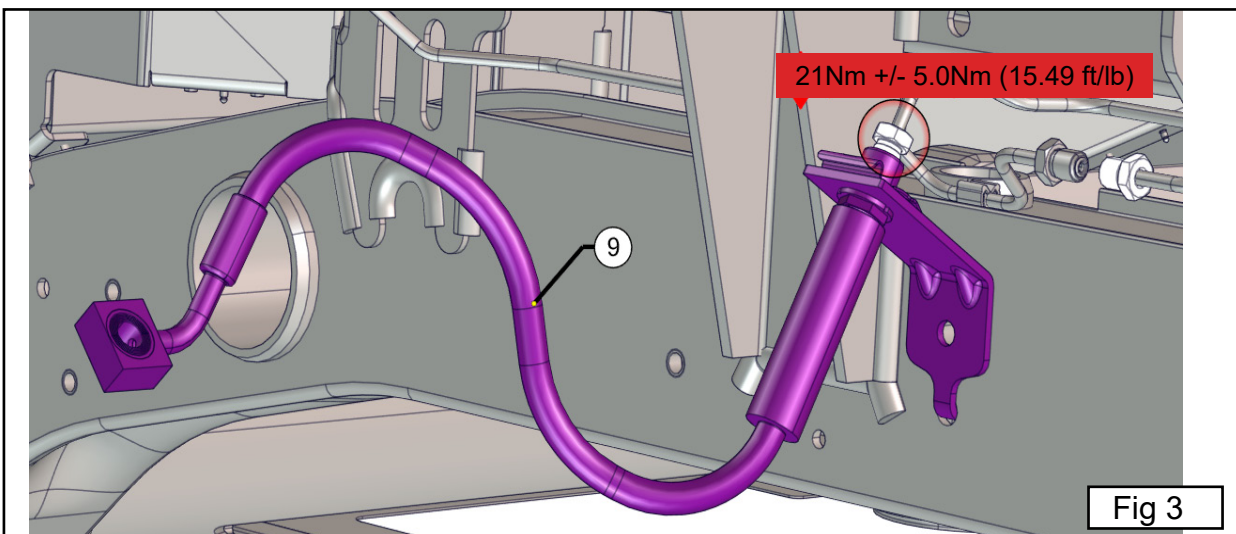
TITLE: Torque Value Supplement

The flexible hose (call out 2) from the caliper to the hard-line is illustrated below. Should this be removed and reinstalled, verify torque as shown, 21Nm +/- 5.0Nm (14.75 ft/lb) in Fig 2 below.



As always replace any copper washer with new material when working on the brake lines, and perform the required brake bleed procedure.

The right side flex line (call out number 9) is illustrated below (Fig 3) for clarity.

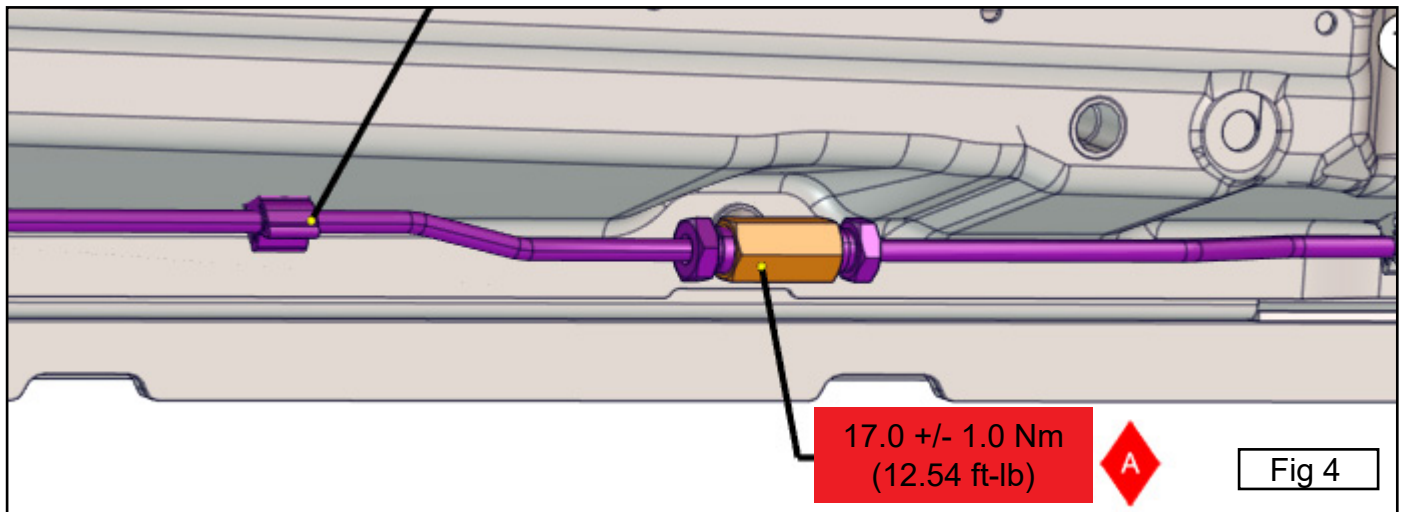


Karma Automotive Bulletins and service documents are intended for use by experienced and trained Technicians. If you lack the skills, tools, equipment and a suitable workshop for any procedure described in this document, we suggest you leave such repairs to an Authorized Karma Service Provider or qualified service center. See your service provider for advice on whether your vehicle may benefit from the information contained within this document. The information contained in the Karma Bulletin is accurate at the date of publication. However, Karma Automotive regularly updates technical information. Please check with your Karma Automotive Service Provider that the bulletin you intend to use contains the latest available information.

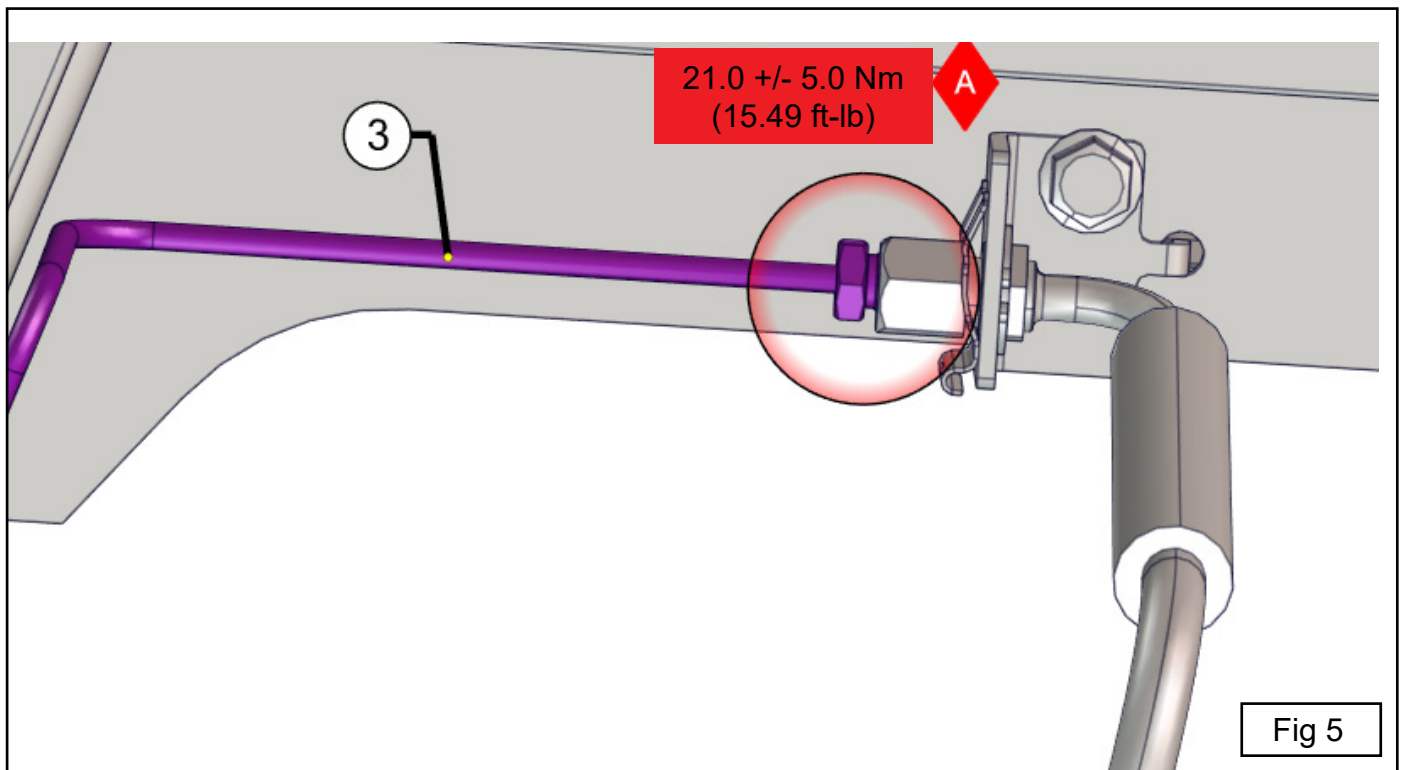
MODEL: Revero GT and GS-6

TITLE: Torque Value Supplement

The in-line connector torque value is shown below.



The rear flex line to the hard-line (call out number 3) union torque is shown below (Fig 5).



Karma Automotive Bulletins and service documents are intended for use by experienced and trained Technicians. If you lack the skills, tools, equipment and a suitable workshop for any procedure described in this document, we suggest you leave such repairs to an Authorized Karma Service Provider or qualified service center. See your service provider for advice on whether your vehicle may benefit from the information contained within this document. The information contained in the Karma Bulletin is accurate at the date of publication. However, Karma Automotive regularly updates technical information. Please check with your Karma Automotive Service Provider that the bulletin you intend to use contains the latest available information.