



# Service Bulletin

Bulletin No.: 20-NA-121

Date: January, 2021

## TECHNICAL

**Subject:** Water Leak at Roof Area

Brand:	Model:	Model Year:		VIN:		Engine:	Transmission:
		from	to	from	to		
Buick	Encore GX	2020	2021	—	—	All	All
Chevrolet	Trailblazer (VIN M)	2021	2021	—	—	All	All



<b>Involved Region or Country</b>	North America
<b>Condition</b>	Some customers may comment on a water leak in the front and/or rear of the vehicle (water found under A-pillar trim or in the spare tire area).
<b>Cause</b>	 <p>5703536</p>



5703537



5703539



5613596

The cause of the condition may be a pin hole in the roof body seam welding/sealing.

**Correction**



5615611

Inspect for a leak and repair as necessary.

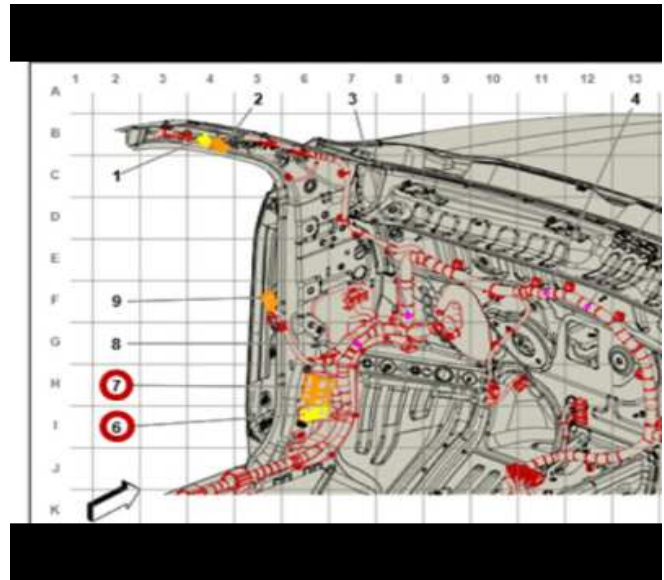
**Service Procedure**



5703542



5613597



5703541

If you encounter a vehicle with the above condition, inspect the A-pillar interior trim and in-line connector (X200,X202 or X204) under the instrument panel (IP) for signs of a water leak at front roof and the rear cargo interior trim, headliner, and spare tire area for signs of a water leak at rear roof.

Once the water leak is found, repair any damage that may have been done due to the water leak.

Once the damage is repaired, apply seam sealer along the roof to body seam to correct the condition.

**Parts Information**

Causal Part	Description	Part Number	Qty
N/A	Kent® High-Tech Seam Sealer Clear	P10200	1
Or			
N/A	Wurth Euroseal Gel Clear	18920104 (892.0104 in Canada)	1

**Warranty Information**

For vehicles repaired under warranty, use:

Labor Operation	Description	Labor Time
0560032	Body Joint Resealing	Use Published Labor Operation Time

<b>Version</b>	2
<b>Modified</b>	Released June 03, 2020 January 20, 2021 – Added the 2021 Model Year to Encore GX and updated information to inspect the entire roof, not just the rear.

GM bulletins are intended for use by professional technicians, NOT a "do-it-yourselfer". They are written to inform these technicians of conditions that may occur on some vehicles, or to provide information that could assist in the proper service of a vehicle. Properly trained technicians have the equipment, tools, safety instructions, and know-how to do a job properly and safely. If a condition is described, DO NOT assume that the bulletin applies to your vehicle, or that your vehicle will have that condition. See your GM dealer for information on whether your vehicle may benefit from the information.



WE SUPPORT VOLUNTARY  
TECHNICIAN  
CERTIFICATION