

[arrow\\_back](#)

[print share star\\_border](#)

Rate this bulletin...where \* is poor and \*\*\*\*\* is excellent.

5 stars
  4 stars
  3 stars
  2 stars
  1 star

Type your comments here

Submit Rating



- SIB 61 27 20

2021-01-21

**CHECKING THE JUMP START POINT COVER AND REWORKING IF NECESSARY**

Please perform the procedure outlined in this Service Information on all affected vehicles before customer delivery. In the event the customer has already taken delivery of the vehicle, please perform the procedure the next time the vehicle is in the shop.

**MODEL**

E-Series	Model Description	Production Date
G22	4 Series Coupe	From June 9th, 2020 to August 18th, 2020
G23	4 Series Convertible	
G30	5 Series Sedan (PHEV)	

**SITUATION**

It is possible that the jump start terminal point cover was not installed, or not properly installed on the affected vehicles. Over time this may create corrosion on the positive battery cable due to water ingress.

**Note:** Retrofit is only expected in about 0.4 % of the vehicles.

**AFFECTED VEHICLES**




Vehicles which require this Service Action to be completed will show it as "Open" when checked either in AIR, the "Service Menu" of DCSnet (Dealer Communication System) or with ISPA NEXT.

**CORRECTION**

Inspect the jump start terminal point cover for tight fit, or install the cover if missing.

**PROCEDURE**

	<ul style="list-style-type: none"> <li>Access the engine bay passenger side rear section and remove the cover as shown.</li> </ul> <p>(see reference picture for G2x vehicles)</p>
--	--

 <p><b>G3x</b></p>	<p>(see reference picture for G30 PHEV vehicles)</p>
 <p><b>G2x</b></p>	<ul style="list-style-type: none"> <li>• Check the cover for a tight fit and that the plastic tabs are properly secure as shown on the picture.</li> </ul> <p>If necessary, install the cover correctly by pressing it down with your finger or with a plastic panel wedge to lock the plastic tabs.</p> <ul style="list-style-type: none"> <li>• If the cover is missing, it must be installed. Disassemble the strut brace in accordance with repair instructions 51 71 341 (strut brace).</li> </ul>
 <p><b>G3x</b></p>	<p>(see reference picture for G30 PHEV vehicles)</p>

## **PARTS INFORMATION**

Parts are only needed if missing. The cover P/N 61 14 9 340 278 will require a Recall IDS ticket together with a clear photo.

Only use and invoice the part numbers below that apply.

Performing a part number look-up in ETK (EPC) by VIN or model in place of using/invoicing the following part numbers may result with the wrong part numbers being invoiced and installed, this could delay the payment of the claim.

Part Number	Description	Quantity
61 14 9 340 278	Cover	1 only if missing
07 14 7 483 888	Hexagon bolt (G22)	4 if required
07 11 9 905 147	Hexagon bolt (G22)	4 if required
51 71 6 966 566	Hexagon bolt (G30)	4 if required
07 11 9 905 147	Hexagon bolt (G30)	4 if required

## WARRANTY INFORMATION

Reimbursement for this Service Action will be via normal claim entry utilizing the applicable work package information below, and when applicable, the part numbers listed above that apply:

Defect Code: 0061820500		---	
Work Pkg	Labor Operation	Description (Plus work)	Labor Allowance
# 1	00 70 634	Checking the jump start terminal point cover <b>(No repair is necessary)</b>	3 FRU (All)
Or:			
# 2	00 70 635	Retrofitting the jump start terminal point cover	8 FRU (G30); 9 FRU (G22/G23)

Only one of the flat rate labor operation codes listed above can be used for claim submission and reimbursement.

### Claim Repair Comments

Only reference the SIB number and the work package (Pkg) number performed in the RO technician notes and the claim comments (For example: B61 27 20 WP 1), unless otherwise required by State law.

## QUESTIONS REGARDING THIS BULLETIN

Technical inquiries	Submit feedback at the top of this bulletin
Warranty inquiries	Submit an IDS ticket to the Warranty Department or use the chat available in the Warranty Documentation Portal
Parts inquiries	Submit an IDS ticket to the Parts Department