2S/2M iABS SENSOR ORIENTATION TOOLBOX FIX

TECHNICAL BULLETIN

TP19073

WABCO

Mobilizing Vehicle Intelligence

Table of Contents

1 General Information 4
2 Safety Information 6
3 Introduction 6
4 How to Obtain WABCO TOOLBOX PLUS™ Software 7
5 Installation 7

Edition 1
Version 1 (01.2021)
TP19073 (en)

This publication is not subject to any update service. Information contained in this publication was in effect at the time the publication was approved for printing and is subject to change without notice or liability. WABCO reserves the right to revise the information presented or to discontinue the production of parts described at any time.

1 General Information

Symbols used in this document

⚠DANGER

Description of an immediate situation which will result in irreversible injury or death if the warning is ignored.

⚠WARNING

Description of a possible situation which may result in irreversible injury or death if the warning is ignored.

⚠CAUTION

Description of a possible situation which may result in irreversible injury if the warning is ignored.

NOTICE

Description of a possible situation which may result in material damage if the warning is ignored.

Important information, notes and/or tips

Reference to information on the internet

1. Action step
   - Action step
   - ⇨ Consequence of an action

■ List

- List

Note on the use of a tool/WABCO tool

How to Obtain Additional Maintenance, Service and Product Information

If you have any questions about the material covered in this bulletin, or for information about the WABCO product line, please contact WABCO North America Customer Care at 855-228-3203 or visit our website: wabco-auto.com.

WABCO Academy

https://www.wabco-academy.com/home/

WABCO Online product catalog

http://wabco-customercenter.com/

Your direct contact to WABCO

WABCO North America LLC
WABCO USA LLC
1220 Pacific Drive
Auburn Hills, MI 48326
Customer Care Center: (855) 228-3203
www.wabco-na.com

2 Safety Information

Read and observe all Warning and Caution hazard alert messages in this publication. They provide information that can help prevent serious personal injury, damage to components, or both.

- Only experienced, trained and qualified automotive technicians may carry out work on the vehicle.
- Read this publication carefully.
- Follow all warnings, notices and instructions to avoid personal injury and property damage.
- Always abide by the vehicle's Original Equipment Manufacturer (OEM) specifications and instructions.
- Observe all accident regulations of the repair facility as well as regional and national regulations.
- The workplace should be dry, sufficiently lit and ventilated.
- Use personal protective equipment if required (safety shoes, protective goggles, respiratory protection and ear protectors).

⚠WARNING

To prevent serious eye injury, always wear safe eye protection when you perform vehicle maintenance or service.

⚠WARNING

Park the vehicle on a level surface. Block the wheels to prevent the vehicle from moving. Support the vehicle with safety stands. Do not work under a vehicle supported only by jacks. Jacks can slip and fall over. Serious personal injury and damage to components can result.

⚠WARNING

Verify and diagnose all active faults in the system prior to replacing OnGuard components. When diagnosing OnGuard, TOOLBOX™ Software (12.10 or higher) must be used. If you do not have TOOLBOX software, you can obtain it by going to www.wabco.snapon.com to purchase a subscription to TOOLBOX PLUS software. Be aware that diagnostic devices must be connected prior to keying on the unit to minimize possible OnGuard faults during diagnosis.

3 Introduction

The 2S/2M sensor orientation TOOLBOX PLUS software fix is applicable if you are using the following TOOLBOX software versions: TOOLBOX™ 12.11 or TOOLBOX PLUS™ 13.0 or TOOLBOX PLUS™ 13.1 or TOOLBOX PLUS™ 13.2.

Please follow the given instructions in order to correct the 2S/2M iABS sensor orientation test screen of the above mentioned TOOLBOX software versions.

4 How to Obtain WABCO TOOLBOX PLUS™ Software

TOOLBOX PLUS™ Software provides PC diagnostics for WABCO products and can be purchased and downloaded from https://wabco.snapon.com/.

For complete instructions for using TOOLBOX PLUS™, refer to User's Guide, MM19047. To obtain this literature, visit www.wabco-na.com/literature.

5 Installation

Adminstrative rights will be required to complete this TOOLBOX Software fix installation procedure.

1. On the computer, go to C:\Program Files (x86)\WABCO\Toolbox\Trailer. Figure 1.

Fig. 1

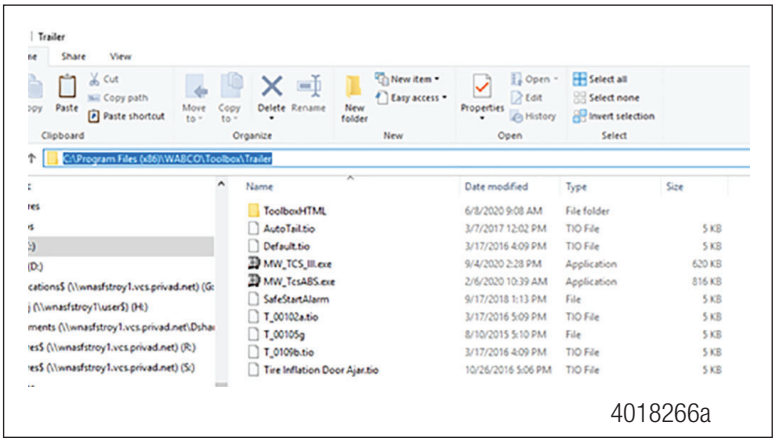

2. In the Trailer folder, select the file named MW_TCS_III.exe and delete the file. Figure 2.

WABCO recommends going to the Recycle Bin and choosing Empty Recycle Bin. This will permanently delete the file and prevent the system from attempting to open it in the future.

Fig. 2

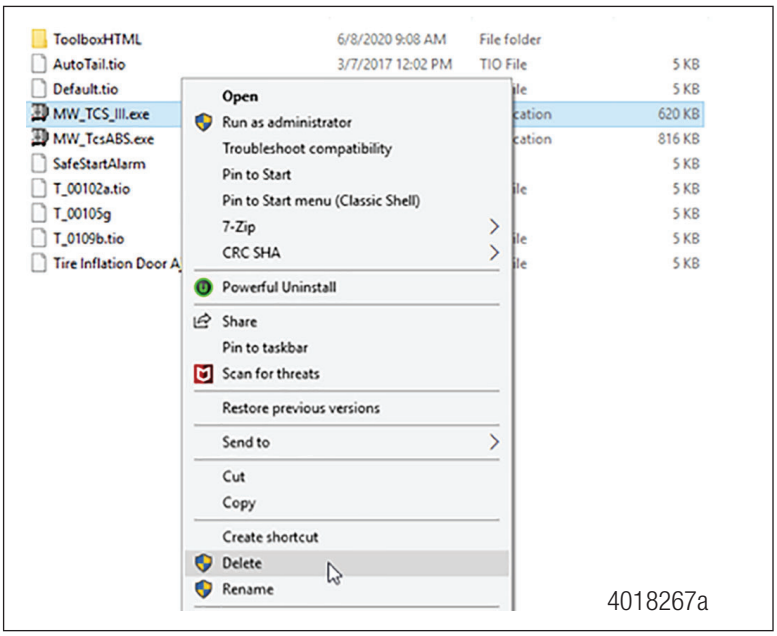

3. Once the old file has been deleted and emptied from the recycle bin, copy and paste the new MW_TCS_III.exe file provided into C:\Program Files (x86)\WABCO\Toolbox\Trailer folder. Figure 3 and Figure 4.

> The file version will state 13.3.0.0.

Fig. 3

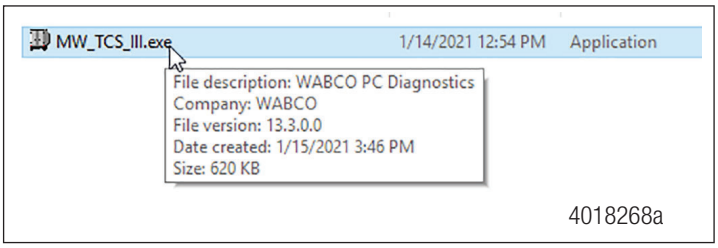

Fig. 4

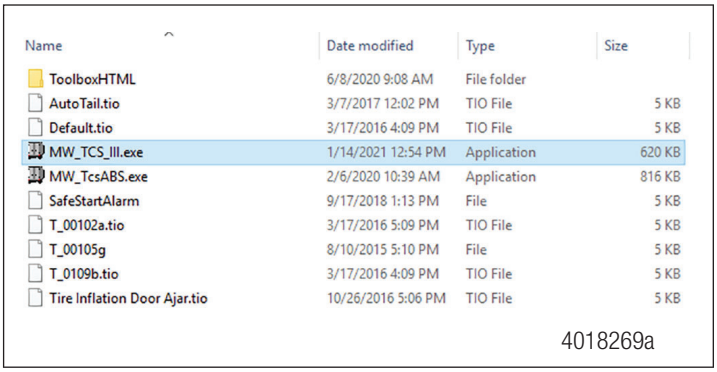

4. Once the file has been pasted into the Trailer folder, it should now be possible to go to the TOOLBOX™ Diagnostic Software and open the iABS diagnostics. Figure 5 and Figure 6.

> This example uses TOOLBOX PLUS™ Software version 13.2 which is the latest version of the software.

Fig. 5

4018270a

Fig. 6

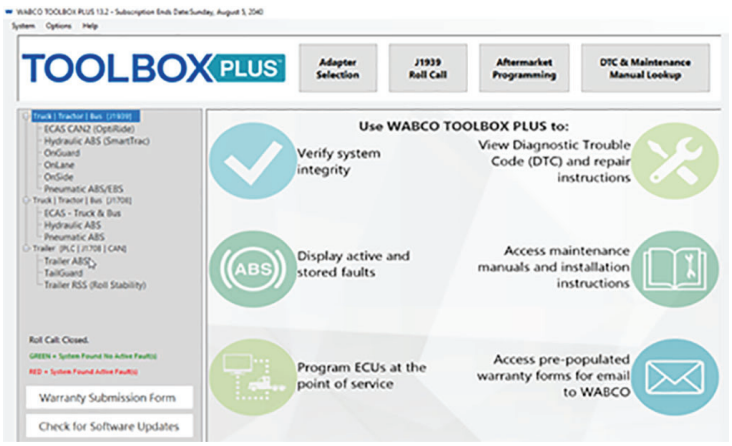

4018271a

5. Once connected to the iABS ECU, go to the Component Tests drop-down menu and select the Sensor Orientation Test. Figure 7.

Fig. 7

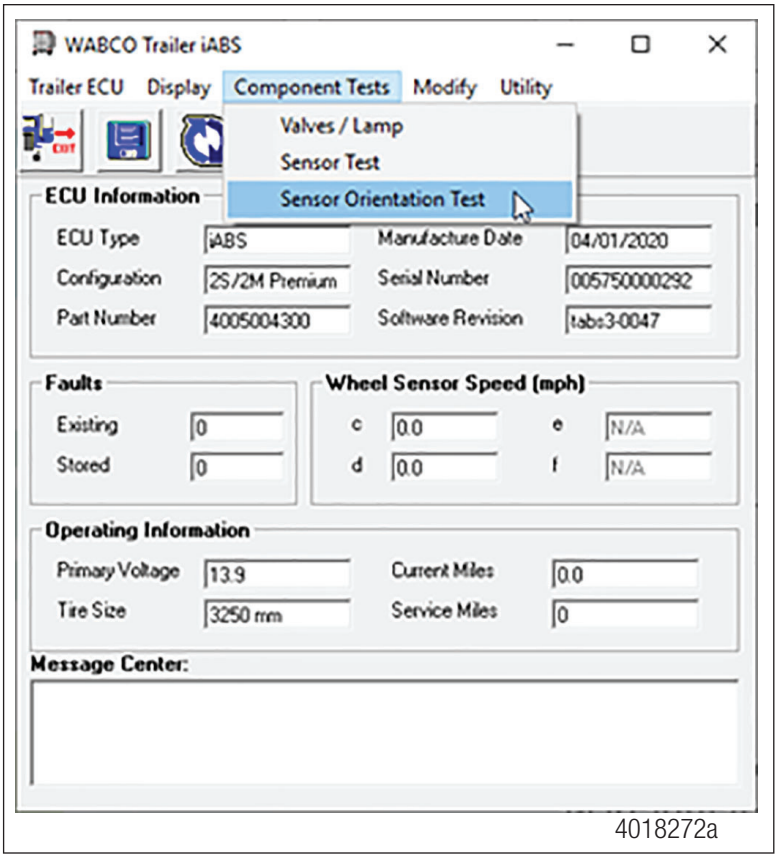

6. For the 2S/2M units, you should now see the Sensor Orientation for a Front Facing Unit shown below. Figure 8.

Fig. 8

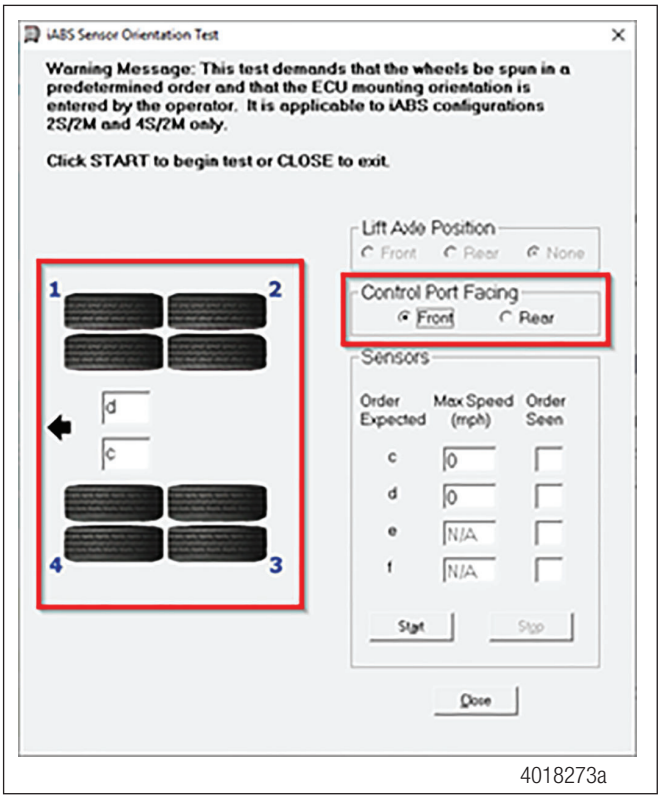

7. Then, if you select Rear Facing, you will see the Sensor Orientation shown below. Figure 9.

Fig. 9

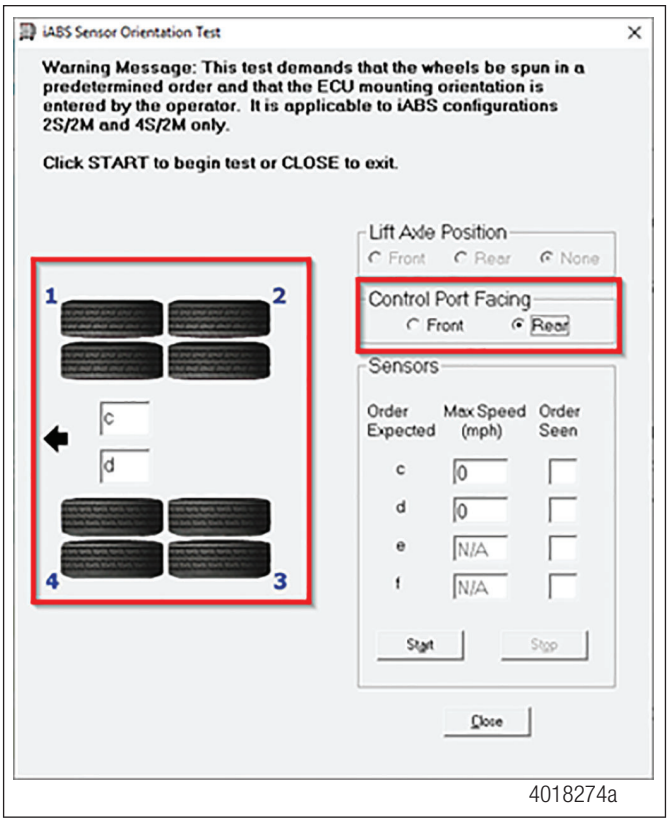

8. If you do not see the above Sensor Orientations, it indicates the software is still using the old MW_TCS_III.exe file. Please ensure all traces of the file have been removed and the new file provided is in the C:\Program Files (x86)\WABCO\Toolbox\Trailer folder as described in the previous steps.

9. If the above sensor orientation is not corrected, then the iABS will not operate correctly. The incorrect sensor orientation may result in incorrect brake modulation on either wheel end.

For further details contact the WABCO Customer Care Center at 855-228-3203.

About ZF Friedrichshafen AG

ZF is a global technology company and supplies systems for passenger cars, commercial vehicles and industrial technology, enabling the next generation of mobility. ZF allows vehicles to see, think and act. In the four technology domains Vehicle Motion Control, Integrated Safety, Automated Driving, and Electric Mobility, ZF offers comprehensive solutions for established vehicle manufacturers and newly emerging transport and mobility service providers. ZF electrifies different kinds of vehicles. With its products, the company contributes to reducing emissions and protecting the climate.

ZF, which acquired WABCO Holdings Inc. on May 29, 2020, now has 162,000 employees worldwide with approximately 260 locations in 41 countries. In 2019, the two then-independent companies achieved sales of €36.5 billion (ZF) and $3.4 billion (WABCO). For more information, visit **www.wabco-na.com.**

WABCO
Mobilizing Vehicle Intelligence

© 2021 WABCO North America – All rights reserved – TP19073 / 01.2021