



## Mack Anthem - Hood Latch Striker Rattle

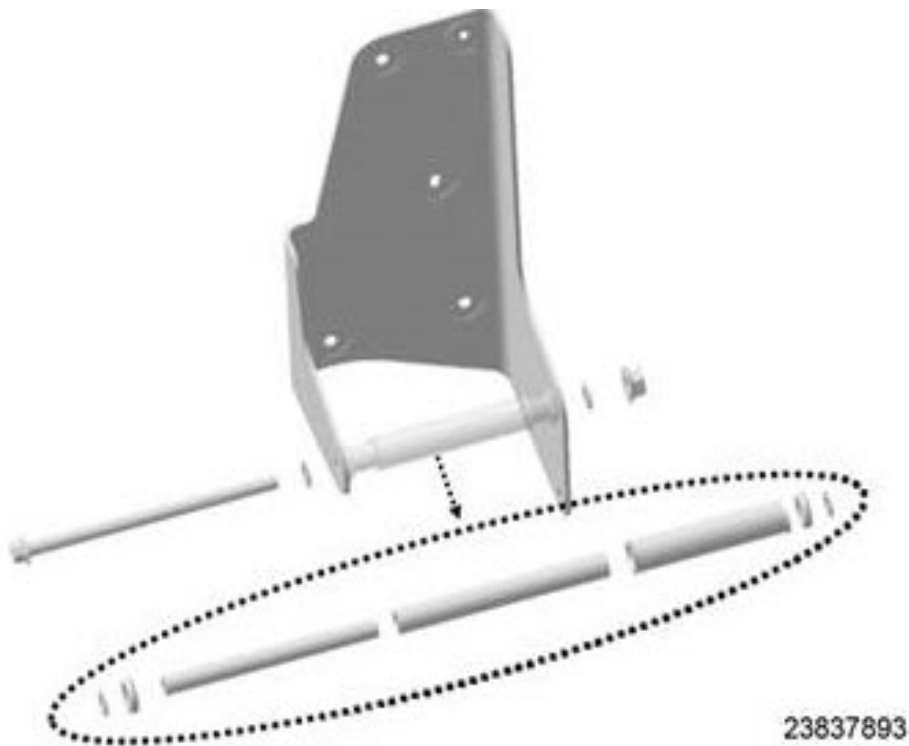
For Mack Anthem units with the hood striker rattle complaint, an updated hood latch striker design has been developed. The new design features a plastic bushing rather than the aluminum bronze bushing. To correct this issue replace both striker pins using kit P/N **23799066**. Latch assemblies manufactured after November 16th, 2020 will contain the updated striker pin.




 Live UI

## Installation

Assemble the components as shown below. Ensure that the bolt is installed in the direction shown. It is critical to **TORQUE THE NUT TO  $20 \pm 3$  Nm, THEN  $120 \pm 5$  DEG (1/3 OF A TURN)**.



 Tags [hood latch](#) [rattle](#)

 Live UI

## Related links and attachments

No content available



## Feedback

[Give feedback](#)

to help improve the content of this article