



## STAR ONLINE PUBLICATION

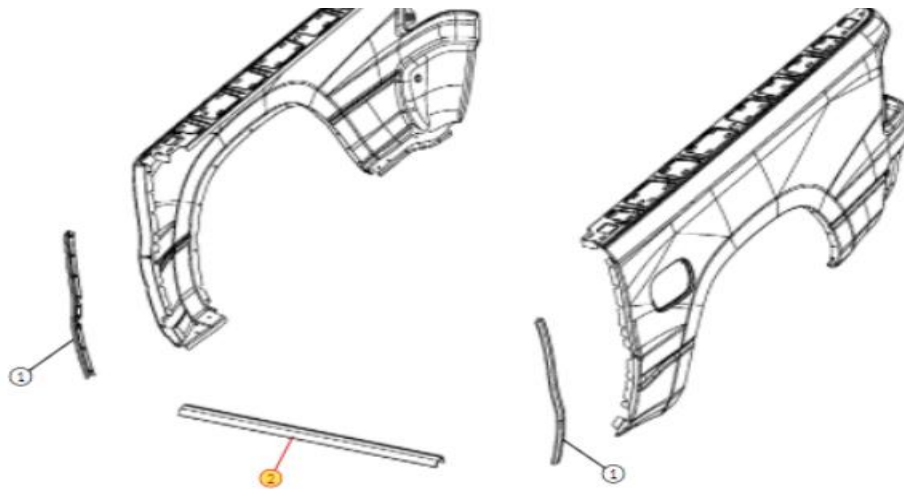


**Case Number:** S1923000044 Rev D

**Release Date:** 11/09/2020

**Symptom/Vehicle Issue:** Dust Intrusion Or Air Leak In Cab

**Discussion:** Owner may complain of fine dust entering the cab even with windows rolled up. Verify the cab body exhausters are functioning and do not have deformed rubber flaps. Verify the rear cab to bed horizontal seal is in place (Fig 1). If missing the air flow under the truck may promote dust intrusion and cab wind noise. A possible air leak in the driver or passenger C Pillar and along the rear cab floor (Fig 2 and 3) may cause dust intrusion.



**Fig 1** Cab to bed seal item #2

This document does not authorize warranty repairs. This communication documents a record of past experiences. STAR Online does not provide any conclusions about what is wrong with the vehicle. Rather, it captures all previous cases known that appear to be similar or related to the vehicle symptom / condition. You are the expert, and you are responsible for deciding on the appropriate course of action.

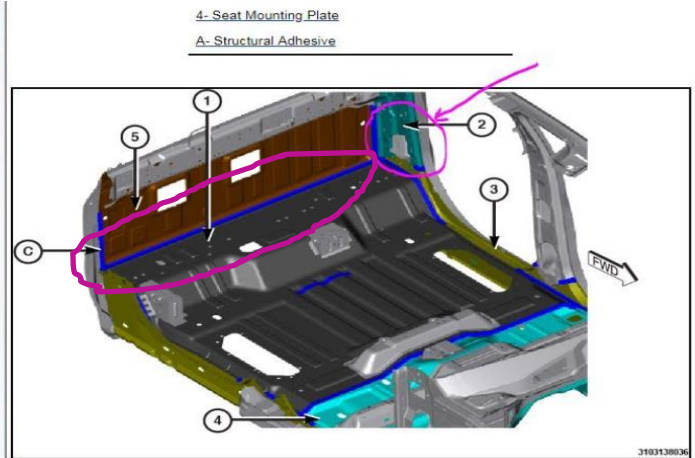
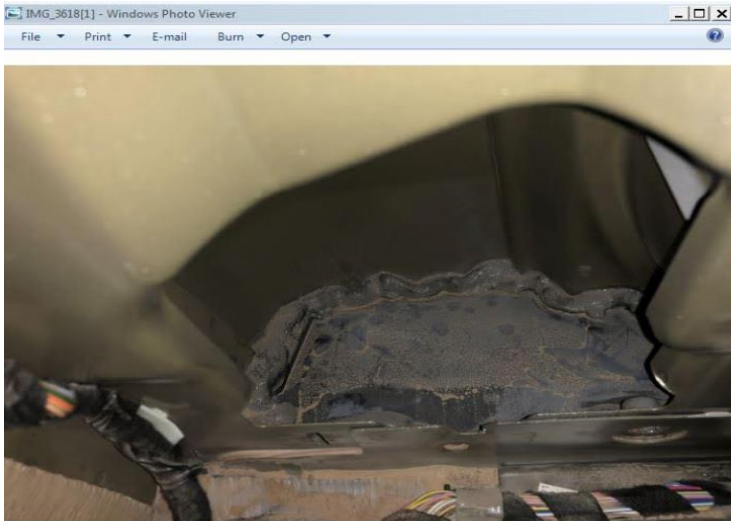
**Contact STAR Center, or your Technical Assistance Center Via TechCONNECT or eCONTACT ticket if no solution is found**



## STAR ONLINE PUBLICATION



Note- Passenger side shown. Drivers side similar and should also be inspected.



**Fig 2**

The area shown in fig 1 is a pocket in the C Pillar. There is a foam blocker installed in the pocket. The blocker edges are meant to seal against the pillar. If there is a poor seal an air leak will result that could pull dust in to the interior if the vehicle is driven in dusty road conditions. If the blocker or cab sealer has gaps— careful application of rty or seam sealer can be used.

This document does not authorize warranty repairs. This communication documents a record of past experiences. STAR Online does not provide any conclusions about what is wrong with the vehicle. Rather, it captures all previous cases known that appear to be similar or related to the vehicle symptom / condition. You are the expert, and you are responsible for deciding on the appropriate course of action.

**Contact STAR Center, or your Technical Assistance Center Via TechCONNECT or eCONTACT ticket if no solution is found**



## STAR ONLINE PUBLICATION



**Fig 2.**  
Rear cab floor to bulkhead sealer. Sealer gap shown circled.

This document does not authorize warranty repairs. This communication documents a record of past experiences. STAR Online does not provide any conclusions about what is wrong with the vehicle. Rather, it captures all previous cases known that appear to be similar or related to the vehicle symptom / condition. You are the expert, and you are responsible for deciding on the appropriate course of action.

**Contact STAR Center, or your Technical Assistance Center Via TechCONNECT or eCONTACT ticket if no solution is found**